



ŠKODA
SIMPLY CLEVER



THE ŠKODA SUPERB RANGE

EXTERIOR DESIGN

TRAVEL IN STYLE.



EXTERIOR DESIGN

The Superb's design invites you not just to look, but to look closer.
The result is a rousing display of precision and purpose.



The interaction between convex and concave forms on the rear of the car creates a striking interplay of surface light. Speaking of light, the LED technology combined with crystalline elements in the distinctive C-shaped rear lights further adds to the feeling of poised elegance.



The perfectly balanced proportions, the large glass areas and the headlamps sweeping around the sides lend the car's profile an extraordinary visual presence and emotional appeal.



The imposing lines of the bonnet are complemented by the profiled contours of the headlamps and equally crisp front fog lamps - their design paying homage to Czech glass making.



The sleek sharp contours of the external side-view mirrors with integrated indicators whip up a sporty look, while the large mirror ensures total functionality.



The style of the Superb is underlined by the decorative door sill strips . A clear nod to the car's overall blend of form and function.



The Superb will open up new vistas with the optional electronically-adjustable panoramic sunroof, which will expand the feeling of space. available as an optional extra.




LIGHT DESIGN

Lights can inspire as much as they can illuminate. Borrowing from Czech crystal glass-making heritage, the lights of the new Superb are the most instantly striking element of the new Superb.



Three types of head lamps and two types of integrated taillights are available for the third-generation Superb, each unique in technology and style. The higher-end options celebrate the renowned Bohemian glass-cutting skills.



Bi-Xenon head lamps are provided as standard equipment from the Ambition model. They include decorative cut crystal high beam lamps. Illuminated 'eyelashes' also feature in the optional Smart Light Assistant



Crystalline elements also appear in the 'background' area of the integrated taillights, available in two versions. Also, the reverse and flasher lamps, plus the LED part of the fog lights, are concealed slightly, making the Superb's lighting signature even more distinctive.

TRAVEL IN SPACE.

INTERIOR DESIGN

INTERIOR STORAGE

There's a place for everything you need in your car. The new Superb features a multitude of compartments, pockets and holders, keeping your elegant interior tidy, and your belongings safe from loss, breakage or spillage.



The spacious Jumbo Box storage compartment is housed in the front armrest. You can store your electronic items safely inside or cool it to keep your snacks fresh. A dual drinks holder can also be found on the centre console.



The storage compartment in the dashboard on the front passenger side can also be cooled, when the air conditioning is on.



Storage pockets on the insides of the front seat backrests can carry small objects, such as a mobile phone, keys, diary, etc.



The drinks holders in the armrest will be appreciated by passengers in the rear seats.



You will find a 1.5-l bottle holder in a spacious compartment in the front door.



Vests can be located in the storage compartments in the front doors, ensuring they are always within reach.



The luggage compartment parameters are exceptional. The combi version (see photo) offers 660 litres, stretched to 1,950 litres with the rear seat backrests folded down. The liftback will also impress you with a capacity of 625/1,760 litres.



The optional double floor for the combi version places the bottom of the luggage compartment on the loading edge level, facilitating easier luggage handling. In addition, it provides a discrete storage place.



The automatic roll cover of the luggage compartment shifts to a central position after the optional electric tailgate is opened, which makes the access to your luggage highly convenient.



The practical pocket under the roll cover can serve as a safe storage place for items that you would like to transport separately from other objects in the luggage compartment. Available as an optional extra in combination with black interior only from €133.

LUGGAGE COMPARTMENT

With a capacity of 625 litres, stretched to 1,760 litres with the rear seat backrests folded down, the new Superb is at the top of its class for space. But maximising space is nothing without maximising practicality. That's why we added Simply Clever solutions that make handling luggage even easier.

A practical removable LED flashlight can be found on the left side of the luggage compartment. It recharges automatically while the engine is running.



Also available in the new Superb is the optional electrically-controlled 5th door that opens and closes automatically.



How do you open the luggage compartment when your hands aren't free? Just swipe your foot underneath and it will open, magically. The optional virtual pedal enables contact-free access and is available exclusively with the electrically-controlled 5th door and KESSY (Keyless Entry, Start and exit System), standard on L&K.



Foldable hooks, located on the sides of the luggage compartment, make shopping items easier to transport and more secure.



To avoid any undesired movement of luggage while driving, these two plastic parts with a Velcro fastener are ideal. They can be stowed away in the compartments behind the rear wheel arches when not in use.



The net programme increases the flexibility of the luggage space while tightly securing objects. It includes one horizontal and two vertical nets. You can add a further net under the luggage compartment cover. Option price from €62.



The tow bar has a foldaway knob, controlled via the luggage compartment handle. Thanks to this innovation, you don't need to remove the tow bar after use, and it won't disrupt the stylish appearance of your car. Option price from €899.



HIGH-CLASS MEETS HIGH-TECH.

TECHNO LOGY

INFOTAINMENT

You can communicate, work or entertain yourself with ease on board the new Superb. The new generation of radio and navigation systems brings top-level connectivity so you can enjoy the best functions of your mobile devices on-the-go. Rear passengers can connect their external devices too.



With the SmartGate system, you can connect your smartphone to your car via WiFi to access interesting data about your drive, like driving economy, driving dynamics or service information. Some information can even be saved on the ŠKODA portal where you can access it anywhere, anytime.*



The optional phone box, located in front of the gear stick, creates an amplified signal for your mobile device. It also serves as a safe place to store your phone while driving.



From Ambition models you get the SmartLink system (ŠKODA Connectivity bundle supporting MirrorLink®, Apple CarPlay and Android Auto) the radio enables the driver to safely use the phone while driving. All installed applications that are certified as safe for vehicles are compatible with MirrorLink®, Apple CarPlay or Android Auto.*

The Media Command application enables you to control the infotainment in the car from your tablet or smartphone using WiFi, wherever you sit. It's available exclusively with the Columbus navigation system.



The Ambition model is fitted with the Bolero radio system with an 8" colour touch-screen display features AM and FM tuners, USB/Aux-in connection, Apple connectivity, SD card slot and Bluetooth. It comes with SmartLink system as standard. Perfect sound quality is guaranteed by four front and four rear speakers.



Enjoy absolute sound clarity, whether it's music or the spoken word, on the Canton Sound System with twelve speakers available as standard equipment on the L&K model.



The multimedia holder accessory enables you to securely fit your device to the rear armrest or the front seat headrest. The integrated phone module with fast LTE internet compatibility is available in combination with the Columbus navigation system.



The Columbus navigation system offers comfortable touch control on an 8" display. It has two SD card slots and comes pre-installed with maps. It's further equipped with all standard functions of a top radio as well as SmartLink system and is standard equipment on the Style version.

* SmartGate and SmartLink require applications to be installed on your mobile device. Terms and conditions apply.

COMFORT

Loaded with thoughtful features, the new Superb will indulge you in absolute comfort, whether it's staying relaxed during the longest journey or being entertained on-the-go.



The multifunction steering wheel wrapped in leather and adorned with chrome elements puts sheer driving pleasure at your fingertips. The highest option includes a 3-spoke sports steering wheel in perforated leather with controls for radio, phone and automatic DSG (Direct Shift Gearbox).



With 3-zone Climatronic air conditioning in Style models you can set different temperatures for the driver, front and rear passengers. It's also fitted with a humidity sensor, which reduces windscreen misting.



The L&K model is equipped with KESSY (Keyless Entry, Start and exit System) featuring a Start/Stop button on the steering column for keyless starting and switching off of the engine.



Style models are fitted with leather seats complete with electronically-adjustable driver seat with built-in memory that can store three different seat positions and even sync external side-view mirrors to each setting.



Avoid puddles in the dark thanks to Boarding Spots, designed to illuminate the entry area of the new Superb. Located on the external side-view mirrors and on the underside of the front and rear doors this is a welcome feature on winter evenings.



External side-view mirrors retract automatically once you lock the car, which you'll especially appreciate when parking on packed city streets. The mirrors also feature automatic dimming and memory functions. Available as an optional extra and standard on L&K models.


PROTECTION IS PEACE OF MIND.

SAFETY



ASSISTANT SYSTEMS

The new Superb puts a host of assistant systems at your service, offering unmatched convenience and safety in unforeseen situations.



Now you can use distance lights for longer without blinding incoming traffic. The Smart Light Assistant can not only switch between the lights but also dim the distance lights, using a multifunctional camera located in the interior rear-view mirror. From only €829 on Style models.



Other assistant systems that engage the multifunctional camera located in the interior rear-view mirror include Lane Assistant (from €581) for keeping the car in the right lane and Travel Assistant (from €77) for traffic sign recognition and display (Requires Columbus Sat-Nav).

When driving on motorways or highways, you will appreciate the Adaptive Cruise Control (from €381), which, besides the basic cruise control function, maintains a safe distance from vehicles in front of you. It uses a radar device in the front bumper.

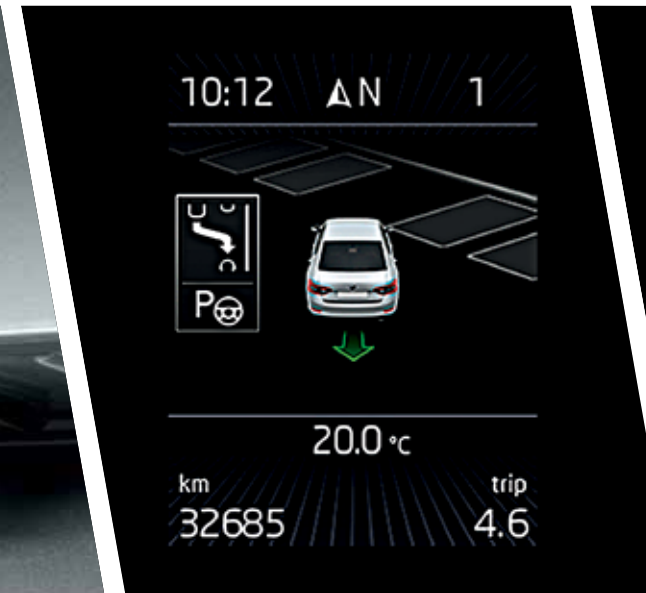
The Front Assistant monitors distance from the vehicle ahead and automatically slows down or warns the driver of a potential danger of collision or, if a collision is inevitable, minimises its consequences by braking. The system is functional at all speeds except for very low 'traffic jam' speeds.

The Multi-Collision Brake system makes use of the Electronic Stability Control (ESC). If the driver's or front passenger's airbag is activated, the system starts braking to prevent further uncontrolled movement of the vehicle and thus reduce the likelihood of further collisions.

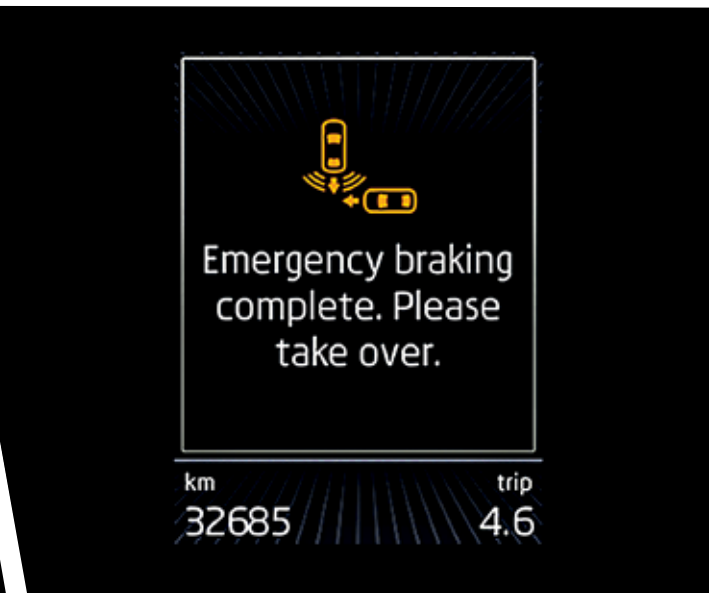
The Superb is fitted, as standard, with an electro-mechanical parking brake, which has replaced the original mechanical handbrake.



You can enjoy easier parking in Style models thanks to the rear-view camera located on the handle of the 5th door. It monitors the space behind the car and indicates the driving lanes, based on the vehicle width.



Minimise the hassle of parking in tight spots with the Parking Assistant (from €375 on Style models). It automatically selects an appropriate parking place in a row of parallel or perpendicularly parked vehicles. When parallel parking, it only needs a space 60 cm longer than the car itself.



Blind Spot Detect (from €435) on Style models, uses radar sensors in the rear bumper to monitor the blind areas behind and beside the car. Based on the distance and speed of the surrounding vehicles, it decides whether or not it should warn the driver, with optical or acoustic signals. The Rear Traffic Alert using the same radar sensors, helps you reverse safely from a parking space during poor visibility. It can even engage the brakes automatically if it detects imminent danger.



The optional Adaptive Cruise Control feature, besides the basic cruise control function, maintains a safe distance from vehicles in front of you. It uses a radar device in the front grille, in the same way as the Front Assist feature which is, designed to monitor distance from the vehicle ahead, including automatic slowing down and braking. In the event of a threatening collision, the optional Crew Protect Assist mitigates possible consequences by preparing the driver and passenger compartments for a collision.

AIRBAGS

There are always occasions when the driver cannot influence certain dangerous driving situations. Thankfully these are rare. In such situations the outcome is more positive if you are traveling in the new Superb.

The front side airbags protect the pelvis and chest of the driver and other passengers in the event of a side collision.



While the driver airbag is enclosed in the steering wheel, the passenger airbag is located in the dashboard. If needed, this can be deactivated while installing a child seat in the front seat.



The knee airbag, located under the steering wheel column, protects the driver's knees and shins.



Upon activation, curtain airbags create a wall, which protects occupants against head injury.





PERFOR MANCE

BEAUTY AND THE BEAST.

ENGINES AND TRANSMISSION

If the design of the Superb teased you from the outside, a closer look under the bonnet will set your pulse racing. The new generation of engines offers outstanding comfort without compromising on performance or the environment. With an assortment of engines to choose from, there's one just right for you.



Some of the highlights of the new Superb include the most efficient and frugal 1.6 TDI, 120bhp unit that delivers up to 69 mpg (4.1 l/100km) on the combined cycle. At the other end of the scale a 2.0 TDI, 190bhp engine propels the Superb from 0-100km in just 8 seconds.



Depending on the engine version, the car can be equipped with either an automatic 6-speed or 7-speed DSG (Direct Shift Gearbox). In addition 4-wheel drive can be included for drivers that live on higher climbs and who may encounter snow and ice. Towing is also made safer and easier with 4-wheel drive capability.



Enjoy the high performance of your car in maximum comfort and safety. The Dynamic Chassis Control (DCC) continuously evaluates and responds to various driving situations (braking, acceleration, turning), adapting the damping and steering characteristics. As part of the infotainment menu, it allows you to select one of the four modes, Normal, Comfort, Eco or Sport according to your specific requirements. DCC is an optional extra or available as standard equipment on the L&K model.



SUPERB L&K

SPEC IFICATION

ACTIVE EQUIPMENT VERSION



Active Black interior, Grey metallic décor, fabric upholstery.

The standard equipment of the Active version includes external side-view mirrors and door handles in body colour, tinted windows, rear LED lights, Climatronic dual-zone air conditioning, electrically-controlled front and rear windows, cruise control, Jumbo Box with adjustable armrest, leather multifunctional steering wheel plus much more.



Active Black interior, Grey metallic décor, fabric upholstery.

AMBITION EQUIPMENT VERSION



Ambition Black interior, Light Brushed décor, fabric upholstery.

The standard equipment of the Ambition version includes chrome side window frames, decorative front door sill covers, front foot rest area and interior door handle illumination, Rear parking sensors, rain sensor, Maxi DOT, digital clock on the rear side of the Jumbo Box, Bolero 8" touch-screen infotainment system and Bi-Xenon lights with LED daytime running lights.



Ambition Black interior, Light Brushed décor, fabric upholstery.



Ambition Grey interior, Light Brushed décor, fabric upholstery.

STYLE EQUIPMENT VERSION



Style Black interior, Dark Brushed décor, leather upholstery

The standard equipment of the Style version includes Columbus 8" touch screen navigation system with dynamic module, full leather Interior, front & rear parking sensors, reversing camera, LED interior lighting pack, Climatronic - 3 -zone air conditioning, electrically-adjustable driver seat with memory function, plus more.



Style Black interior, Dark Brushed décor, leather upholstery is standard on the Style model.



Style Black interior, Dark Brushed décor, Alcantara leather upholstery is available as an alternative to leather.

LAURIN & KLEMENT EQUIPMENT VERSION



L&K Stone Beige interior, Piano Black décor, with optional perforated leather for ventilated seating..

L&K is for Laurin & Klement, the two founders of our brand 120 years ago. It is our premium model in the range with 19" alloy wheels, extra tinted and darkened glass, automatically opening of boot with foot sensor, Light assist, and a 12 speaker sound system as well as numerous L&K luxury design elements.



L&K Stone Beige interior, Piano Black décor, leather upholstery.



L&K Stone Beige interior, Piano Black décor, with optional perforated leather upholstery for ventilated seating.



L&K Native Brown interior, Piano Black décor, leather upholstery.



L&K Native Brown interior, Piano Black décor, with optional perforated leather upholstery for ventilated seating.

LAURIN & KLEMENT

The Laurin & Klement equipment version represents a perfect combination of high-class and high-tech. It is the epitome of beauty, originality, safety and maximum comfort. Just one example would be the adaptive chassis, which adjusts the car's suspension to the state of the road, as well as the driving style, for the smoothest of rides.



The exclusive interior comes in an elegant Native Brown or Stone Beige leather, with perforated leather as an option, and Piano Black décor. The front seats are electrically adjustable and heated. The driver's seat is also equipped with memory function.



The 3-spoke multifunctional leather steering wheel with chrome elements allows you to control the radio and telephone. The gear stick knob carries the Laurin & Klement logo. The standard equipment also includes the Columbus radio with SmartLink, Canton Sound System, ambient interior lighting, KESSY (Keyless Entry, Start and exit System), DCC, as well as other L&K design elements..



The Laurin & Klement logo embossed in the leather seat backrests is another stamp of exclusivity.

The original Laurin & Klement badge on both front mudguards is a reminder of the founders of our company, over a century ago, in Mladá Boleslav.



The attractiveness of the Laurin & Klement version is further enhanced by the standard 19" Phoenix alloy wheels in anthracite design.



You can find door sill strips in the front as well as rear. In the front they feature the original Laurin & Klement inscription.

AMBIENT LIGHTING

Make your space more cosy and comfortable with soft, harmonious ambient lights that run along the inside of the car, setting the perfect mood for any journey.

Amber white ambient lighting.



Green ambient lighting.



It's up to you to choose one favourite colour or to complement each day with a different tone. The ambient lighting offers ten amazing colour options. **Please note:** Ambient Lighting is standard on L&K and SportLine models and is available as an optional extra on Style models when ordered in combination with KESSY (Keyless Entry, Start and exit System).



Experience ultimate comfort thanks to the Superb's unrivalled legroom. Sit back, adjust the interior lights, and enjoy a discreetly lit ambience during your journey.

UPHOLSTERY

Black fabric – Standard on Ambition

Grey fabric – No cost option on Ambition*


Black Alcantara leather – Ambition*, Style*

Black leather – optional for Ambition standard on Style*

Stone Beige leather - L&K

*Perforated leather is only available with optional ventilated seats. Please discuss these options with your dealer.

Black fabric – Standard on Active



Black perforated leather – Ambition*, Style*



Native Brown leather - L&K



Native Brown perforated leather – L&K*



Stone Beige perforated leather - L&K*



COLOURS



Candy White uni

Corrida Red uni

Lava Blue metallic

Jungle Green metallic

Pacific Blue uni

Laser White uni

Moon White metallic

Magnetic Brown metallic

Brilliant Silver metallic

Business Grey metallic

Cappuccino Beige metallic

Quartz Grey metallic

Black Magic pearl effect

SPORT LINE





The SportLine version is brand new to the Superb Range for 2017. The SportLine possesses dynamic exterior glossy black details including exterior side-view mirrors, window frames and side door strips. The SunSet tinted windows further enhance the exterior style as well as passenger comfort.



The SportLine is available in 8 colours including metallic and non metallic paints. Dragon Skin Metallic is a new colour exclusive to the Superb SportLine.



Unique to the SportLine is the addition of a glossy black front grille and darkened front fog lamps. A sports chassis and suspension set-up improves the car's driving dynamics.



18" Zenith platinum alloy wheels come as standard on the Superb SportLine.



19" Vega anthracite alloy wheels are offered as an optional extra.

Even practical equipment, such as the door sill strips, comes in sports design and so further adds to the unique look of the car.



The liftback version comes with glossy black 5th door lip spoiler.



The SportLine plaque is presented on both front wheel arches.



The sports style is further emphasised by the glossy black diffuser and distinctive exhaust pipe end pieces.



The body-coloured roof spoiler in aerodynamic design and glossy black roof railings make the Combi one of the most stylish estates in this class.

While the black ceiling enhances the interior sports style, the soft ambient lighting, which offers ten amazing colour options, makes your space cosy and comfortable. KESSY is provided as standard on the Superb SportLine.



Sports front and rear seats provide maximum comfort even during hard cornering. The electrically-adjustable driver seat comes as standard. Driver mode select is an excellent feature for adjusting the vehicle to your driving style.



The front and rear seats are upholstered in a combination of black Alcantara® and leather with silver stitching. The carpets also feature silver stitching.



The foot pedals with alu optics are yet another stylish detail of the interior.

Technical specifications – Superb

Engine	1.4 TSI/125bhp	2.0 TSI/280bhp 4x4	1.6 TDI CR DPf/120bhp
	Turbocharged petrol engine, high-pressure direct injection system	Turbocharged petrol engine, high-pressure direct injection system	Turbocharged diesel engine, high-pressure direct injection common rail system
Cylinders/Cubic capacity (cc)	4/1,395	4/1,984	4/1,598
Max. performance/Revs (kW/min ⁻¹)	92/5,000–6,000	206/5,600–6,500	88/3,600–4,000
Max. torque/Revs (Nm/min ⁻¹)	200/1,400–4,000	350/1,700–5,600	250/1,600–3,250
Air pollution regulation	EU6	EU6	EU6
Fuel	Unleaded petrol, RON min. 95	Unleaded petrol, RON min. 95	Diesel

Performance			
Maximum speed (km/h)	208	250	206
Acceleration 0–100 km/h (s)	9.9	5.8	10.9 (11.0)
Fuel consumption 99/100 (l/100 km)			
– urban: ***/****	6.8/6.9	~ /8.9	4.7/4.8–4.9 (4.5/4.5–4.6)
– extra-urban: ***/****	4.4/4.5–4.6	~ /6.1	3.6/3.7–3.8 (3.7/3.8–3.9)
– combined: ***/****	5.3/5.4	~ /7.1	4.0/4.1–4.2 (4.0/4.0–4.1)
CO ₂ emissions (g/km): ***/****	123/125–126	~ /159–160	105/108–109 (103/105–106)
Turning circle diameter (m)	11.7	11.7	11.7

Power transmission			
Type	Front-wheel drive	4x4	Front-wheel drive
Clutch	Hydraulic single-disc clutch	Electronically-controlled multi-plate clutch	Hydraulic single-disc clutch (Twin coaxial clutch, electro-hydraulically operated)
Transmission	Manual 6-speed	Automatic 6-speed DSG	Manual 6-speed (Automatic 7-speed DSG)

Weight			
Kerb weight – in standard version with a 75kg driver (kg)	1,375	1,615	1,465 (1,480)
Payload – incl. a driver and extra equipment (kg)	620	680	621 (620)
Total weight (kg)	1,920	2,220	2,011 (2,025)
Trailer load without brakes (max. kg)	680	750	730 (740)
Trailer load with brakes – 12% (max. kg)	1,600	2,200	1,500

Body	5-seater, 5-door, 2-compartment
Drag coefficient C _w	0.263–0.309 according to engine version

Chassis	
Front axle	McPherson suspension with lower triangular links and torsion stabiliser
Rear axle	Multi-element axle, with longitudinal and transverse links, with torsion stabiliser
Braking system	Hydraulic dual-diagonal circuit braking system vacuum assisted with Dual Rate
– front brakes	Disc brakes with inner cooling and with single-piston floating calliper
– rear brakes	Disc brakes
Steering	Direct rack-and-pinion steering with electro-mechanical power steering
Wheels	6.5J x 16"; 7.0J x 17" according to engine version
Tyres*****	215/60 R16; 215/55 R17 according to engine version

Tank capacity (l)	66
--------------------------	----

Exterior dimensions	
Length (mm)	4,861
Width (mm)	1,864
Height (mm)	1,468
Wheel base (mm)	2,841
Track front/rear (mm)	1,584/1,572; 2.0 TSI: 1,586/1,574
Clearance (mm) – according to engine version	149/148

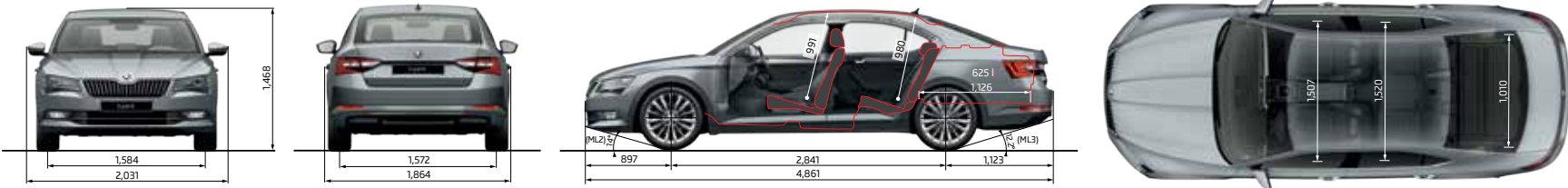
Interior dimensions	
Lateral room front/rear (mm)	1,507/1,520
Effective head room front/rear (mm)	991/980
Luggage storage space (max. l)	
– without spare tyre, with rear seat backrests upright/down	625/1,760
– with spare tyre the values are lower by 41 l	

2.0 TDI CR DPf/150bhp	2.0 TDI CR DPf/150bhp 4x4*	2.0 TDI CR DPf/190bhp*	2.0 TDI CR DPf/190bhp 4x4*
Turbocharged diesel engine, high-pressure direct injection common rail system	Turbocharged diesel engine, high-pressure direct injection common rail system	Turbocharged diesel engine, high-pressure direct injection common rail system	Turbocharged diesel engine, high-pressure direct injection common rail system
4/1,968	4/1,968	4/1,968	4/1,968
110/3,500–4,000	110/3,500–4,000	140/3,500–4,000	140/3,500–4,000
340/1,750–3,000	340/1,750–3,000	400/1,750–3,250	400/1,750–3,250
EU6	EU6	EU6	EU6
Diesel	Diesel	Diesel	Diesel

220 (218)	215	237 (235)	230
8.8 (8.9)	9.0	8.0 (7.7)	7.6
4.7/4.8 (5.2/5.3)	5.5/5.5–5.6	~ /4.9 (– /5.4)	~ /5.9–6.0
3.6/3.7 (4.0/4.1)	3.9/3.9–4.0	~ /3.6–3.7 (– /4.0–4.1)	~ /4.3–4.4
4.0/4.1 (4.4/4.5)	4.5/4.5–4.6	~ /4.1 (– /4.5–4.6)	~ /4.9–5.0
106/108–109 (116/118–119)	117/119–120	~ /106–107 (– /118–119)	~ /131–132
11.7	11.7	11.7	11.7

Front-wheel drive	4x4	Front-wheel drive	4x4
Hydraulic single-disc clutch (Twin coaxial clutch, electro-hydraulically operated)	Electronically-controlled multi-plate clutch	Hydraulic single-disc clutch (Twin coaxial clutch, electro-hydraulically operated)	Electronically-controlled multi-plate clutch
Manual 6-speed (Automatic 6-speed DSG)	Manual 6-speed	Manual 6-speed (Automatic 6-speed DSG)	Automatic 6-speed DSG

1,485 (1,500)	1,605	1,505 (1,555)	1,615
620	705	650 (636)	705
2,030 (2,045)	2,235	2,080 (2,116)	2,245
740 (750)	750	750	750
2,000	2,200	2,000	2,200



* Compliance with the EU6 emission standard is achieved by SCR system (Selective Catalytic Reduction), which injects AdBlue® to reduce mono-nitrogen oxides (NOx). Tank of AdBlue® has volume of 13 l and touring range of 13,000 km. Available only for manual transmission.

** Using low-octane fuel may affect engine performance.

*** Applies to vehicle with tyres with super low rolling resistance.

**** Applies to vehicle with tyres with low rolling resistance.

***** The car can be equipped with a set of all-season tyres 215/55 R17.

For more information contact your authorised ŠKODA partner.

() Applies to automatic transmission.

– Data was not available at the time of going to print.

ACT – Active Cylinder management Technology.

Most engines feature the Start-Stop system and energy recovery functionality.

Technical specifications – Superb Combi

Engine	1.4 TSI/125bhp	2.0 TSI/228bhp 4x4	1.6 TDI CR DPF/120bhp	2.0 TDI CR DPF/150bhp	2.0 TDI CR DPF/150bhp 4x4*	2.0 TDI CR DPF/190bhp*	2.0 TDI CR DPF/190bhp 4x4*
	Turbocharged petrol engine, high-pressure direct injection system	Turbocharged petrol engine, high-pressure direct injection system	Turbocharged diesel engine, high-pressure direct injection common rail system	Turbocharged diesel engine, high-pressure direct injection common rail system	Turbocharged diesel engine, high-pressure direct injection common rail system	Turbocharged diesel engine, high-pressure direct injection common rail system	Turbocharged diesel engine, high-pressure direct injection common rail system
Cylinders/Cubic capacity (cc)	4/1,395	4/1,984	4/1,598	4/1,968	4/1,968	4/1,968	4/1,968
Max. performance/Revs (kW/min ⁻¹)	92/5,000–6,000	206/5,600–6,500	88/3,600–4,000	110/3,500–4,000	110/3,500–4,000	140/3,500–4,000	140/3,500–4,000
Max. torque/Revs (Nm/min ⁻¹)	200/1,400–4,000	350/1,700–5,600	250/1,600–3,250	340/1,750–3,000	340/1,750–3,000	400/1,750–3,250	400/1,750–3,250
Air pollution regulation	EU6	EU6	EU6	EU6	EU6	EU6	EU6
Fuel	Unleaded petrol, RON min. 95	Unleaded petrol, RON min. 95	Diesel	Diesel	Diesel	Diesel	Diesel

Performance

Maximum speed (km/h)	206	250	204	218 (216)	213	235 (233)	228
Acceleration 0–100 km/h (s)	10.0	5.8	11.0 (11.1)	8.9 (9.0)	9.1	8.1 (7.8)	7.7
Fuel consumption 99/100 (l/100km)							
– urban: ***/****	6.8/6.9–7.0	–/9.0	4.8/4.9 (4.5/4.5–4.6)	4.8/4.8–4.9 (5.3/5.4–5.5)	5.6/5.6–5.7	–/5.0 (–/5.4)	–/6.1
– extra-urban: ***/****	4.4/4.5–4.6	–/6.2	3.7/3.8 (3.7/3.8–3.9)	3.7/3.7–3.8 (4.1/4.2–4.3)	4.0/4.0–4.1	–/3.8 (–/4.1)	–/4.5–4.6
– combined: ***/****	5.3/5.4–5.5	–/7.2	4.1/4.2 (4.0/4.0–4.1)	4.1/4.1–4.2 (4.5/4.6–4.7)	4.6/4.6–4.7	–/4.2 (–/4.6)	–/5.1
CO ₂ emissions (g/km): ***/****	124/126–127	–/163–164	107/109–110 (104/105–107)	107/109–110 (119/121–122)	120/120–123	–/109–110 (–/119–120)	–/134–135
Turning circle diameter (m)	11.7	11.7	11.7	11.7	11.7	11.7	11.7

Power transmission

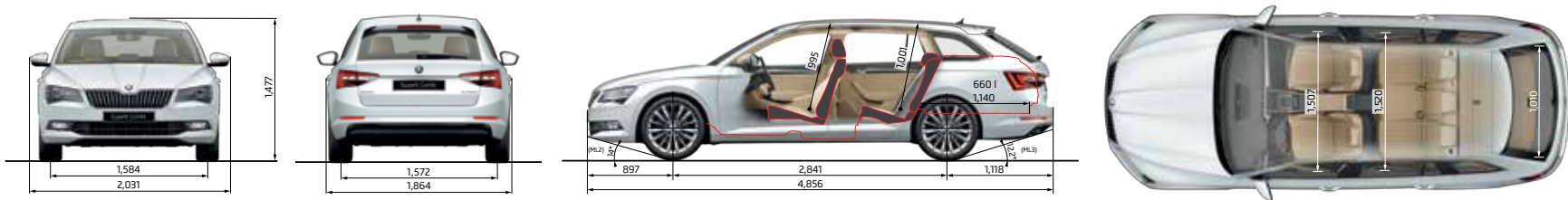
Type	Front-wheel drive	4x4	Front-wheel drive	Front-wheel drive	4x4	Front-wheel drive	4x4
Clutch	Hydraulic single-disc clutch	Electronically-controlled multi-plate clutch	Hydraulic single-disc clutch (Twin coaxial clutch, electro-hydraulically operated)	Hydraulic single-disc clutch (Twin coaxial clutch, electro-hydraulically operated)	Electronically-controlled multi-plate clutch	Hydraulic single-disc clutch (Twin coaxial clutch, electro-hydraulically operated)	Electronically-controlled multi-plate clutch
Transmission	Manual 6-speed	Automatic 6-speed DSG	Manual 6-speed (Automatic 7-speed DSG)	Manual 6-speed (Automatic 6-speed DSG)	Manual 6-speed	Manual 6-speed (Automatic 6-speed DSG)	Automatic 6-speed DSG

Weight

Kerb weight – in standard version with a 75kg driver (kg)	1,395	1,635	1,485 (1,500)	1,505 (1,520)	1,625	1,525 (1,575)	1,635
Payload – incl. a driver and extra equipment (kg)	641	715	650 (640)	640 (664)	715	665	715
Total weight (kg)	1,961	2,275	2,060 (2,065)	2,070 (2,109)	2,265	2,115 (2,165)	2,275
Trailer load without brakes (max. kg)	690	750	740 (750)	750	750	750	750
Trailer load with brakes – 12% (max. kg)	1,600	2,200	1,500	2,000	2,200	2,000	2,200

Body	5-seater, 5-door, 2-compartment
Drag coefficient C _w	0.275–0.317 according to engine version
Chassis	
Front axle	McPherson suspension with lower triangular links and torsion stabiliser
Rear axle	Multi-element axle, with longitudinal and transverse links, with torsion stabiliser
Braking system	Hydraulic dual-diagonal circuit braking system vacuum assisted with Dual Rate
– front brakes	Disc brakes with inner cooling and with single-piston floating calliper
– rear brakes	Disc brakes
Steering	Direct rack-and-pinion steering with electro-mechanical power steering
Wheels	6.5J x 16"; 7.0J x 17" according to engine version
Tyres*****	215/60 R16; 215/55 R17 according to engine version
Tank capacity (l)	66

Exterior dimensions	
Length (mm)	4,856
Width (mm)	1,864
Height (mm)	1,477
Wheel base (mm)	2,841
Track front/rear (mm)	1,584/1,572; 2.0 TSI: 1,586/1,574
Clearance (mm) – according to engine version	149/148
Interior dimensions	
Lateral room front/rear (mm)	1,507/1,520
Effective head room front/rear (mm)	995/1,001
Luggage storage space (max. l)	
– without spare tyre, with rear seat backrests upright/down	660/1,950
– with spare tyre the values are lower by 41l	



* Compliance with the EU6 emission standard is achieved by SCR system (Selective Catalytic Reduction), which injects AdBlue® to reduce mono-nitrogen oxides (NOx). Tank of AdBlue® has volume of 13 l and touring range of 13,000 km. Available only for manual transmission.
** Using low-octane fuel may affect engine performance.
*** Applies to vehicle with tyres with super low rolling resistance.
**** Applies to vehicle with tyres with low rolling resistance.
***** The car can be equipped with a set of all-season tyres 215/55 R17. For more information contact your authorised SKODA partner.
() Applies to automatic transmission.
– Data was not available at the time of going to print.
ACT – Active Cylinder management Technology.
Most engines feature the Start-Stop system and energy recovery functionality.