



**Commercial  
Vehicles**

# The Crafter







## BUILT FOR THE MOST EXTREME JOBS: THE CRAFTER.

You are familiar with the Crafter as one of the largest and most versatile light commercial vehicles. Now get to know it as one of the most economical, powerful and reliable. Developed specifically for heavy-duty use, its durable common rail TDI engines set standards in terms of the output to fuel consumption ratio. They are even more economical in the Crafter with BlueMotion Technology as an option, making a further saving of up to 0.8 l per 100 km. The Crafter is available in three weight classes with various choices of an increased or reduced GVW, three wheelbases and five different versions: as a Delivery Van, as a Kombi, as a Dropside Van, as a Chassis and as a “Hannover” Crafter Bus.

Crafter (Delivery Van, Kombi, Dropside Van), fuel consumption in l/100 km: combined, from 9.7 to 7.0. CO<sub>2</sub> emissions in g/km: combined, from 255 to 184; efficiency class E to B. Please contact your local Volkswagen dealer for details of the standard equipment and optional extras applicable in your country.

### 02 The Crafter.

- 38 Exterior and wheels.
- 40 Interior.
- 43 Engines, running gear and transmission.
- 44 Crafter with BlueMotion Technology.
- 45 Crafter BlueMotion.
- 46 Safety.
- 48 Comfort.
- 50 Air conditioning.
- 52 Multimedia.
- 53 Special equipment by the Business Unit Special Vehicles.
- 56 Volkswagen Genuine Accessories.
- 58 Seat configurations.
- 60 Paint finishes and seat upholstery.
- 62 Model range.
- 64 Technical data.



UNIQUE IN ITS CLASS:

# A FOLLOW-ON WARRANTY FREE OF CHARGE FOR THE 3RD YEAR OF OPERATION.

**2+1** GARANTIE

You receive a follow-on warranty from us free of charge for the third year of operation (max. 250,000 km) in addition to the statutory warranty. You therefore benefit from the same range of coverage included in your statutory warranty and the expert service provided by your Volkswagen Commercial Vehicles dealership for a further year. Your new Crafter does, of course, also come with a twelve-year warranty against rusting through.

Please contact your local Volkswagen dealer for details of the standard equipment and optional extras applicable in your country.









# TAKES THE LEAD WHERE IT COUNTS MOST. CONSUMPTION, TORQUE, VARIABILITY.

Please contact your local Volkswagen dealer for details of the standard equipment and optional extras applicable in your country.

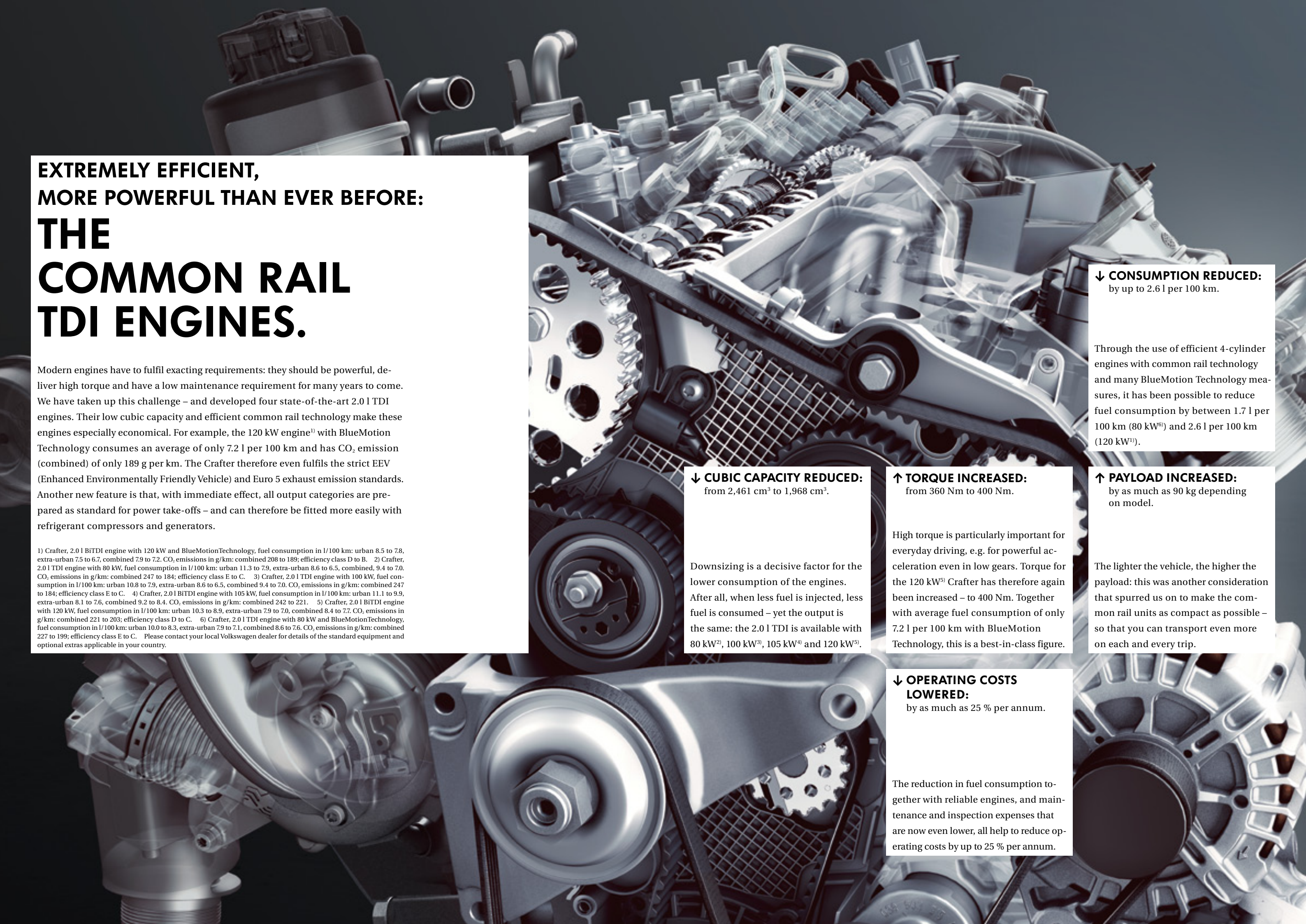
The Crafter delivers top performance every time it takes to the road. With torque of up to 400 Nm (120 kW engine\*) yet extremely low fuel consumption, it sets standards in its class. You are also given help on both short and long journeys by an extensive range of modern assistance systems such as optional cruise control and the standard gear recommendation.

The exceptional variability of the Crafter gives you almost unlimited possibilities: from the 17 m<sup>3</sup> load compartment in the Crafter Delivery Van to nine comfortable seats in the Crafter Kombi. The standard preparation for additional power take-offs also makes the Crafter the optimal basis for a variety of special bodies and conversions.

\*Crafter, 2.0 l BiTDI engine with 120 kW, fuel consumption in l/100 km: urban 10.3 to 8.9; extra-urban 7.9 to 7.0; combined 8.4 to 7.7. CO<sub>2</sub> emissions in g/km: combined 221 to 203; efficiency class D to C. Crafter (Delivery Van, Kombi, Dropside Van), fuel consumption in g/km: combined, from 255 to 184; efficiency class E to B.







# EXTREMELY EFFICIENT, MORE POWERFUL THAN EVER BEFORE: THE COMMON RAIL TDI ENGINES.

Modern engines have to fulfil exacting requirements: they should be powerful, deliver high torque and have a low maintenance requirement for many years to come. We have taken up this challenge – and developed four state-of-the-art 2.0 l TDI engines. Their low cubic capacity and efficient common rail technology make these engines especially economical. For example, the 120 kW engine<sup>1)</sup> with BlueMotion Technology consumes an average of only 7.2 l per 100 km and has CO<sub>2</sub> emission (combined) of only 189 g per km. The Crafter therefore even fulfils the strict EEV (Enhanced Environmentally Friendly Vehicle) and Euro 5 exhaust emission standards. Another new feature is that, with immediate effect, all output categories are prepared as standard for power take-offs – and can therefore be fitted more easily with refrigerant compressors and generators.

1) Crafter, 2.0 l BiTDI engine with 120 kW and BlueMotionTechnology, fuel consumption in l/100 km: urban 8.5 to 7.8, extra-urban 7.5 to 6.7, combined 7.9 to 7.2. CO<sub>2</sub> emissions in g/km: combined 208 to 189; efficiency class D to B. 2) Crafter, 2.0 l TDI engine with 80 kW, fuel consumption in l/100 km: urban 11.3 to 7.9, extra-urban 8.6 to 6.5, combined, 9.4 to 7.0. CO<sub>2</sub> emissions in g/km: combined 247 to 184; efficiency class E to C. 3) Crafter, 2.0 l TDI engine with 100 kW, fuel consumption in l/100 km: urban 10.8 to 7.9, extra-urban 8.6 to 6.5, combined 9.4 to 7.0. CO<sub>2</sub> emissions in g/km: combined 247 to 184; efficiency class E to C. 4) Crafter, 2.0 l BiTDI engine with 105 kW, fuel consumption in l/100 km: urban 11.1 to 9.9, extra-urban 8.1 to 7.6, combined 9.2 to 8.4. CO<sub>2</sub> emissions in g/km: combined 242 to 221. 5) Crafter, 2.0 l BiTDI engine with 120 kW, fuel consumption in l/100 km: urban 10.3 to 8.9, extra-urban 7.9 to 7.0, combined 8.4 to 7.7. CO<sub>2</sub> emissions in g/km: combined 221 to 203; efficiency class D to C. 6) Crafter, 2.0 l TDI engine with 80 kW and BlueMotionTechnology, fuel consumption in l/100 km: urban 10.0 to 8.3, extra-urban 7.9 to 7.1, combined 8.6 to 7.6. CO<sub>2</sub> emissions in g/km: combined 227 to 199; efficiency class E to C. Please contact your local Volkswagen dealer for details of the standard equipment and optional extras applicable in your country.

**↓ CONSUMPTION REDUCED:**  
by up to 2.6 l per 100 km.

Through the use of efficient 4-cylinder engines with common rail technology and many BlueMotion Technology measures, it has been possible to reduce fuel consumption by between 1.7 l per 100 km (80 kW<sup>6)</sup>) and 2.6 l per 100 km (120 kW<sup>1)</sup>).

**↓ CUBIC CAPACITY REDUCED:**  
from 2,461 cm<sup>3</sup> to 1,968 cm<sup>3</sup>.

Downsizing is a decisive factor for the lower consumption of the engines. After all, when less fuel is injected, less fuel is consumed – yet the output is the same: the 2.0 l TDI is available with 80 kW<sup>2)</sup>, 100 kW<sup>3)</sup>, 105 kW<sup>4)</sup> and 120 kW<sup>5)</sup>.

**↑ TORQUE INCREASED:**  
from 360 Nm to 400 Nm.

High torque is particularly important for everyday driving, e.g. for powerful acceleration even in low gears. Torque for the 120 kW<sup>5)</sup> Crafter has therefore again been increased – to 400 Nm. Together with average fuel consumption of only 7.2 l per 100 km with BlueMotion Technology, this is a best-in-class figure.

**↑ PAYLOAD INCREASED:**  
by as much as 90 kg depending on model.

The lighter the vehicle, the higher the payload: this was another consideration that spurred us on to make the common rail units as compact as possible – so that you can transport even more on each and every trip.

**↓ OPERATING COSTS LOWERED:**  
by as much as 25 % per annum.

The reduction in fuel consumption together with reliable engines, and maintenance and inspection expenses that are now even lower, all help to reduce operating costs by up to 25 % per annum.





**BLUEMOTION**

— TECHNOLOGIES —


**ADDITIONAL SAVINGS OF UP TO 0.8 L  
PER 100 KM:**

# **THE CRAFTER WITH BLUEMOTION TECHNOLOGY.**

A further reduction in fuel consumption, less emissions – and nevertheless an increase in output. We have achieved this objective with the Crafter with 120 kW engine\* and BlueMotion Technology. It has torque of 400 Nm and average consumption of only 7.2 l per 100 km – i.e. 0.5 l per 100 km less in comparison with a Crafter model of the same output but without BlueMotion Technology. This is achieved by a clever combination of several energy-saving measures. These include the start/stop system, intelligent energy management that conserves battery power, and regenerative braking whereby effective use is made of energy released during braking. Other features that help you to drive efficiently are cruise control, a high final drive ratio, and a gear recommendation. The latter is standard on every Crafter.

\*Crafter, 2.0 l BiTDI engine with 120 kW and BlueMotionTechnology, fuel consumption in l/100 km: urban 8.5 to 7.8, extra-urban 7.5 to 6.7, combined 7.9 to 7.2. CO<sub>2</sub> emissions in g/km: combined 208 to 189; efficiency class D to B. Please contact your local Volkswagen dealer for details of the standard equipment and optional extras applicable in your country.





**YOU WILL APPRECIATE THE SPACE IN  
THE COCKPIT IMMEDIATELY AND THE  
HIGH QUALITY  
EVEN AFTER A GREAT MANY YEARS.**

Please contact your local Volkswagen dealer for details of the standard equipment and optional extras applicable in your country.

Generously dimensioned, extremely durable and nevertheless comfortable: the Crafter's cab meets all of the requirements made on a light commercial vehicle – particularly in terms of ergonomics. Both the 2-dial instrument cluster and the control panel have been specifically revised and now combine a clear layout with the comfort, convenience and high quality of a Volkswagen cockpit.

The gear lever, with the classic Volkswagen design, shifts gears smoothly and is within easy reach beside the steering wheel. Ergonomic seats plus effective insulation against engine and outside noise ensure relaxing driving for many years to come as only high-quality, hard-wearing materials are used – just as you would expect from a Volkswagen Commercial Vehicle.





**GREATER VARIABILITY AND LOAD CAPACITY  
THAN EVER BEFORE:  
THE LOAD COMPARTMENT  
VOLUME OF UP TO 17 M<sup>3</sup>.**

If you decide on a Crafter, a unique range of transport options is open to you. In the Delivery Van, for example, up to 17 m<sup>3</sup> can be loaded quickly and easily through the large rear wing doors and the widest sliding door in its class – and up to 83 kg more can be carried than before. The well thought out securing system offers many standard and optional lashing facilities which ensure that everything remains securely in its place. You also have a choice of partitions, load compartment trim and flooring – and many other features which simply make the best use of space in the Crafter.

Please contact your local Volkswagen dealer for details of the standard equipment and optional extras applicable in your country.



## EXTREMELY COMFORTABLE: THE SEATS IN THE INVITING INTERIOR.

Look forward to a passenger compartment offering every conceivable comfort and which you can arrange to suit the individual job in hand. The rows of seats in the Crafter Kombi can be removed individually, for instance, creating additional cargo space for materials and tools. The bench seats have comfortable, durable cloth upholstery – dirt-resistant “Tasamo” cloth as standard, “Timo” cloth as an option, or with easy to clean leatherette – each with a timeless design. No wonder that you will enjoy spending time in this vehicle: on your way to work in the morning, during your lunch break and on your way home in the evening.

Crafter (Delivery Van, Kombi, Dropside Van), fuel consumption in l/100 km: combined, from 9.7 to 7.0. CO<sub>2</sub> emissions in g/km: combined, from 255 to 184; efficiency class E to B. Please contact your local Volkswagen dealer for details of the standard equipment and optional extras applicable in your country.





# PERFECT FOR ALL SPECIAL BODIES AND CONVERSIONS:

## THE CRAFTER, THE BASIS FOR UNLIMITED POSSIBILITIES.

### LOW VEHICLE WEIGHT

for heavy bodies.

The Crafter is also the ideal basis for heavy bodies. Even when it is combined with a heavy body, the low weight of the actual vehicle means that there is still enough payload available for high loads. And even more flexibility.

### SPECIFIC CONVERSIONS

for the Kombi and Delivery Van.

Whichever load compartment volume and weight class you choose: each Crafter can be specifically adapted. The Kombi, for example, can be converted into a fully-equipped fire service vehicle and the Delivery Van into a mobile workshop for heating engineers.

### LARGE CHOICE

of body builders.

From ambulances to refrigerated vehicles, from hoists to towing equipment: our associates with long-standing professional experience offer you numerous tailor-made solutions for special bodies and conversions – naturally of a high quality that has been TÜV-tested.

### ELECTRICAL INTERFACE

for external use.

The interface ensures automated interaction between individual functions, such as precise control of the power take-off's rotational speed. The interface is available as an option and can be individually configured by the body builder to control auxiliary functions.

### FOR POWER TAKE-OFFS

prepared as standard.

Each engine is prepared as standard for installing a power take-off, and can be easily combined with a refrigerant compressor, a 230 V generator for stationary operation or a 14 and 28 V generator for vehicle operation.

### FURTHER PREPARATION OPTIONS

for body builders.

The Crafter can as an option be prepared ex factory for fitting: retarders, drop-sides, 3-way tippers, shelf fittings or side marker lights, for example. Load compartment lighting, rotating beacons, a low-loader platform, tail lights and additional turn signals are also available.

### VERSATILE BODIES

for the Chassis and Dropside Van.

If you require a box body or a multifunctional platform with swivelling crane, the Crafter is the right choice for you. Bodies can easily be secured on the level, strong frame. The Crafter is also available as a cowl or platform version.

Crafter (Delivery Van, Kombi, Dropside Van), fuel consumption in l/100 km: combined, from 9.7 to 7.0. CO<sub>2</sub> emissions in g/km: combined, from 255 to 184; efficiency class E to B. Please contact your local Volkswagen dealer for details of the standard equipment and optional extras applicable in your country.



# ONE CRAFTER. AN EXTREMELY LARGE NUMBER OF SPECIAL BODIES AND CONVERSIONS.

The Crafter is compatible with a multitude of bodies. As a result of close co-operation with leading body builders, we make the necessary preparations in advance. Each chassis is therefore fitted with standardised mounting points to which bodies can be fitted quickly and securely. An optional terminal strip ensures that all system components are supplied with the requisite power, and we adapt the running gear in line with the relevant special body or conversion. You will find examples of the professional conversions and special bodies for Volkswagen Commercial Vehicles at [www.umbauportal.de](http://www.umbauportal.de), which offers a comprehensive overview of various transport solutions and special body manufacturers who work closely with Volkswagen Commercial Vehicles.



Crafter (Delivery Van, Kombi, Dropside Van), fuel consumption in l/100 km: combined, from 9.7 to 7.0. CO<sub>2</sub> emissions in g/km: combined, from 255 to 184; efficiency class E to B. Please contact your local Volkswagen dealer for details of the standard equipment and optional extras applicable in your country.



# THE CRAFTER DELIVERY VAN.



Destined for big things. Thanks to its three weight classes (up to 5.0 t GVW), various choices of an increased or reduced GVW, three wheelbases (up to 4,325 mm) and four load compartment lengths (up to 4,700 mm), you can adapt the Crafter Delivery Van entirely according to your requirements and load it with up to five euro pallets. Depending on the type of roof – normal, high or super-high roof – this results in load compartment volumes of up to 17 m<sup>3</sup>.

Rear wing doors with an optional opening angle of up to 270°, plus the extra-wide sliding door with a through-loading width of 1,300 mm for the medium and long wheelbase vehicles, help take the effort out of loading and unloading – and this is even easier with the second sliding door available as an option. Once your packages are on board, they can be fastened securely to the lashing eyes or optional lashing rails using the load securing net and tensioning straps which are also available. A robust partition – which can be supplied with an optional window or sliding window – is fitted as standard between the load compartment and cab to protect the driver and front passenger. Upon demand, we can align the suspension to match the vehicle's intended use for even more safety.

Tradesmen who need plenty of helping hands can transport up to six employees in the Delivery Van with double cab and still have sufficient load space as well.



Please contact your local Volkswagen dealer for details of the standard equipment and optional extras applicable in your country.



# THE CRAFTER BLUEMOTION.



Coming up with a common denominator for sustainability and economic efficiency is one of the most significant corporate goals here at Volkswagen Commercial Vehicles. The Crafter BlueMotion takes a big step in the right direction: with an average fuel-consumption of just 7.0 l per 100 km, it is among the most economical vehicles of its class. This is ensured by an efficient 2.0 l TDI engine with 80 kW\* or 100 kW\* and optimised motorisation as well as various BlueMotion measures. These include: a start/stop system, regenerative braking (recuperation) and low rolling resistant tyres, and make a significant contribution to easing the burden in an economic sense while minimising the impact on the environment at the same time.

\*Crafter BlueMotion, 2.0 l TDI engine with 80 kW and 100 kW, fuel consumption in l/100 km: urban 8.0 to 7.9, extra-urban 6.6 to 6.5, combined 7.1 to 7.0. CO<sub>2</sub> emissions in g/km: combined 187 to 184. Please contact your local Volkswagen dealer for details of the standard equipment and optional extras applicable in your country.





Whether you need a comfortable shuttle bus for hotel guests, transport to and from construction sites for your employees, or a vehicle for freight only – take advantage of the versatility of the Kombi’s passenger compartment for your specific purposes.

The wide range of interior trim with high-quality workmanship, optional privacy glass, and stylish seat upholstery enable you to design the passenger compartment of the Kombi according to your individual wishes. Eleven different ventilation, heating and cooling systems ensure satisfied passengers. The Kombi has a supplementary electric heater as standard to rapidly heat the interior for your guests in winter weather, and ensure good visibility. To make sure that heat – or refreshing cool air in summer – really does reach the passenger compartment, it is fitted with footwell vents. Electric vent side windows are available as an option for additional ventilation.

The Crafter Kombi excels with a generous amount of space for both comfortable passenger transport and commercial use. Tall passengers in particular benefit from this: for example, the Kombi with high roof and medium wheelbase has an entrance height of 1.82 m, and even people who are 1.94 m tall can stand up comfortably inside. When sitting you enjoy optimum leg-room, and safety is assured by 3-point seat belts and 4-way head restraints. The Kombi offers plenty of room for you, for your bags and suitcases – or alternatively, for equipment and sacks of materials. Should you need even more load space at any time, the seats can be removed quickly and easily.

# THE CRAFTER KOMBI.



Crafter (Delivery Van, Kombi, Dropside Van), fuel consumption in l/100 km: combined, from 9.7 to 7.0. CO<sub>2</sub> emissions in g/km: combined, from 255 to 184; efficiency class E to B. Please contact your local Volkswagen dealer for details of the standard equipment and optional extras applicable in your country.



# THE “HANNOVER” CRAFTER BUS.

Whether for club or school outings, city tours or holiday trips, you can convey 13, 16 or 19 passengers in comfort in the “Hannover” Crafter Bus – and any amount of luggage as well. Even more space for suitcases and bags can be created by removing the rear bench seat.

A step extends automatically to give you easy access and this is just one example of the comfort and convenience offered which make even long journeys pleasant. The ergonomic single seats with 3-point seat belts and armrests are also available with partial leather trim. Small items can be stowed on the optional hat shelf. A pleasant climate is ensured by a supplementary water heater and thermal insulation. You can protect your passengers’ privacy with privacy glass available as an option, and make announcements using the intercom system. A folding hatch in the roof provides a breath of fresh air and also serves as an emergency exit. Should the worst come to the worst, four emergency hammers and a fire extinguisher are also on board.



Crafter (Delivery Van, Kombi, Dropside Van), fuel consumption in l/100 km: combined, from 9.7 to 7.0. CO<sub>2</sub> emissions in g/km: combined, from 255 to 184; efficiency class E to B. Please contact your local Volkswagen dealer for details of the standard equipment and optional extras applicable in your country.





The Crafter Dropside Van with single or double cab combines comfort with functionality. The double cab offers plenty of space for up to seven colleagues – four of them can take a seat on the rear bench seat. There is comfortable access through the additional rear doors which have vent windows to provide fresh air. By folding the rear bench seat up this reveals ample space for tools, etc. Work gloves, lunch boxes and many other small items can be stowed in practical pockets in the cab. An additional stowage compartment is created if you opt for a 2-seater front passenger bench seat. This is of course also available for the single cab.

The Crafter Dropside Van offers not only plenty of space in the cab. Whether you have to transport two euro pallets and additional sacks of material or large items of equipment – the robust platform has room for everything you need while working on construction sites. As the engine is lighter, you can now transport up to 90 kg more, up to a maximum of 2,793 kg. On the single cab there is a choice of interior load platform lengths of 2,850, 3,400, 3,600 and 4,300 mm; and of 2,120, 2,700, 3,400 and 3,600 mm on the double cab. A folding step is fitted on the tailboard to give easier access to the platform for loading and unloading.

## THE CRAFTER DROPSIDE VAN.



Please contact your local Volkswagen dealer for details of the standard equipment and optional extras applicable in your country.



# THE CRAFTER CHASSIS.

Build your business on a particularly firm foundation – ideally on the robust frame of the Crafter Chassis. Whether you need an enclosed single or double cab, a cowl without roof or back panel, or a platform for integrated bodies – there is a wide range to meet your requirements. You can select the right combination for the vehicle body of your choice from various weight classes and body lengths plus three wheel-base versions. In addition, super-single tyres are available for the 4.6 tonne vehicle.

An electrical interface to the vehicle electronics can be integrated as an option. This forms the intelligent link between the basic vehicle and the body, and can be configured to control auxiliary functions. The necessary power is provided by optional power take-offs – preparation for the engine power take-off is fitted as standard for all output categories. Power take-offs from the gearbox are available as options. The latter offers a max. continuous output of 28 kW at 2,500 rpm and max. torque of 140 Nm at 1,000 to 1,200 rpm.



Please contact your local Volkswagen dealer for details of the standard equipment and optional extras applicable in your country.





Crafter (Delivery Van, Kombi, Dropside Van), fuel consumption in l/100 km: combined, from 9.7 to 7.0. CO<sub>2</sub> emissions in g/km: combined, from 255 to 184; efficiency class E to B. Please contact your local Volkswagen dealer for details of the standard equipment and optional extras applicable in your country.



Exterior and wheels.

The robust exterior of the Crafter has a functional design and not only helps to take the effort out of loading and unloading the load compartment or load platform, but also makes it easier to get in and out of the vehicle. Tailor-made special bodies, automatic steps and various tow bars all meet the requirements of a professional commercial vehicle, and the alloy wheels available as options ensure a high-grade appearance.



Sliding door with intermediate latch.

If the full opening width is not required, the sliding door has an intermediate latching position for a width of 780 mm for ease of loading and unloading.

V KO



**Sliding window.** The sliding windows on the left and right of the vehicle can easily be opened to provide a breath of fresh air.

V KO



**Rear step.** The 1,600 mm x 300 mm step provides easy access. It is made of hot-dip galvanised steel and has solid rubber mouldings to protect the outer corners when manoeuvring the vehicle.

V



**Rear step.** The robust step makes for safer, easier access through the open rear wing doors.

V KO BU



**Step tread integrated in rear bumper.** The rear step extends across the entire vehicle width and makes for easier loading and unloading. It can also be combined with a tow bar for a trailer weight of up to 2.0 t.

V KO BU BM



**Electric vent windows.** The rear side vent windows in the passenger compartment can be opened up to 40 mm. They can be opened and closed by operating a switch integrated in the driver's door.

V KO



**Tow bar preparation.** A number of tow bar preparation options are available for the Crafter. These are suitable for trailer weights of between 2.0 t and 3.5 t so that individual solutions can easily be implemented.

V KO BU DV CH



**Ball head tow bar.** This tow bar with ball head extends the transport capability of the Crafter. Trailers and carrier systems up to 3,500 kg can be operated safely and reliably.

V KO BU DV CH BM



**Ladder holder.** Front and rear ladder holders can be supplied for the safe transport of bulky items. Each holder has a carrying capacity of 100 kg. The rear ladder holder is secured on the load platform and has a 3-stage height adjustment.

DV



**Tool box.** A storage box can be fitted on both sides of the vehicle. It is available for all wheelbases and can be locked separately. There is a choice of two sizes: 90 l and 150 l. Maximum load: 40 kg.

May result in longer delivery periods.

DV



**Pin-type tow bar.** This tow bar is designed for trailer weights of up to 2,000 kg. Every vehicle with a tow bar is supplied with the Electronic Stabilisation Programme including trailer stabilisation.

V KO DV CH



**Front and rear mud flaps.\*** These are secured to the inside of the wheel housings to protect your vehicle and vehicles driving behind you from dirt and stones from the road.

V KO BU DV CH



**Steel rims.** Steel rims for 16" wheels.

V KO DV CH BM

☐ standard ☒ Delivery Van ☐ optional extra ☒ Kombi

☒ Bus "Hannover" ☒ Dropside Van (single/double cab)

☒ Chassis (single/double cab) ☒ BlueMotion

\*Front mud flaps are standard on the "Hannover" Crafter Bus. Rear mud flaps can be ordered as an option. Crafter (Delivery Van, Kombi, Dropside Van), fuel consumption in l/100 km: combined, from 9.7 to 7.0. CO<sub>2</sub> emissions in g/km: combined, from 255 to 184; efficiency class E to B. Please contact your local Volkswagen dealer for details of the standard equipment and optional extras applicable in your country.





**Full wheel trim.**  
Full wheel trim for 16" wheels.

**V KO DV CH**



**"Altamont" alloy wheels.**  
6½ J x 16. With size 235/65 R 16 C tyres.

**V KO DV CH**



**"Hedemora" alloy wheels.**  
6½ J x 17. With size 235/60 R 17 C tyres.

**V KO DV CH**

## Interior.

The interior of the Crafter is ideally equipped to meet the diverse needs and requirements of tradesmen and service providers. In addition to hard-wearing seat upholstery and robust floor coverings, the Crafter offers various practical storage compartments, including a DIN A4 stowage tray in the centre console, three cup holders and a bottle holder for 1.5 l bottles in the door panel trim as standard. These provide ample space both for business documents and for food and refreshments.



**Partition behind passenger compartment.** The robust panel between the C pillars separates the load area from the passenger compartment. This creates a Delivery Van in which you can transport any amount of equipment, and up to six people.

**V**



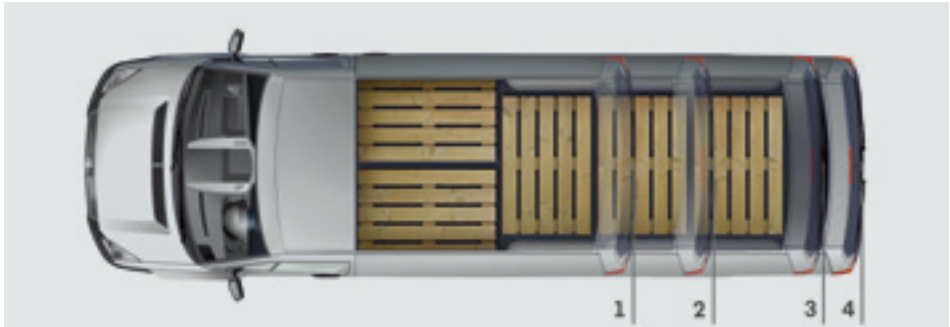
**Partition with sliding window.** The partition is accordant with DIN 75410-3 and is available on request with a fixed window or as a full partition. A roof storage compartment above the cab can be ordered for the high-roof version.

**V**



**Partition with sliding door.** A partition with an aluminium sliding door is available to provide fast access from the cab to the load compartment. A practical folding front passenger seat can be ordered as an option.

**V**



**Loading options.** There is space for up to five euro pallets in the load compartment of the Crafter Delivery Van with long wheelbase and overhang. With a length of 7,340 mm (4) and a load compartment volume of 17 m³, you can even transport your working equipment in addition to the euro pallets. (1) Short wheelbase: 5,240 mm length. (2) Medium wheelbase: 5,905 mm length. (3) Long wheelbase: 6,940 mm length.



**2-seater front passenger bench seat.** The comfortable robust bench seat has a table surface which folds out of the backrest. The surface has an integrated pen holder and two cup holders.

**V KO DV CH BM**



**Armrests.** The seats facing the centre aisle can be equipped with armrests on all Crafter models to ensure a relaxed sitting posture during your journey. Additionally the inner door panel trim also has upholstered arm pads for added comfort.

**V KO DV CH BM**



**"De luxe" side panel trim.** This side panel trim incorporates one ashtray for each row of seats, elegant dark fabric inserts, and window frame trim. This enhances the appearance of the passenger compartment on the Kombi in particular.

**V KO BU**

- ☐ standard ☒ Delivery Van ☒ Bus "Hannover"
- ☐ optional extra ☒ Kombi ☒ Dropside Van (single/double cab)

- ☒ Chassis (single/double cab)
- ☒ BlueMotion

Our vehicles are equipped with summer tyres as standard. Crafter (Delivery Van, Kombi, Dropside Van), fuel consumption in l/100 km: combined, from 9.7 to 7.0. CO<sub>2</sub> emissions in g/km: combined, from 255 to 184; efficiency class E to B. Please contact your local Volkswagen dealer for details of the standard equipment and optional extras applicable in your country.





**Hardboard side panel trim (half-height).** Hard fibre panels made of plastic and painted grey are available as side panel trim. They protect the side walls of the load compartment from scratches and dents, and are easy to clean.

**V**



**Side panel trim made of plastic-coated hardboard (half-height).** The plastic surface has an attractive appearance and is particularly suitable for vehicles used for passenger transport.

**V KO**



**Plywood side panel trim.** This consists of plywood panels with a thickness of 5 mm and an exact fit. They are robust, impact resistant, and reliably protect the inner surface of the vehicle body.

**V**



**Plastic side panel trim.** Polypropylene plastic panels fitted up to roof height protect the load compartment walls from dents and deep scratches. The plastic used is food safe, abrasion-resistant, can be wiped clean, and is not susceptible to moisture.

**V**



**Glass roof.** Skylights integrated in the roof provide more light in the load compartment making loading and unloading safer and more convenient for you. Natural light coming through the roof makes working inside the vehicle easier.

**V**



**Wooden floor.** The wooden flooring for the load compartment is 8 mm thick and provides an optimum surface for your load.

**V BM**



**Plastic flooring.** The easy-to-clean plastic flooring has a noise and heat insulating effect thanks to the robust rubber floor covering. It also enhances the look of the load/passenger compartment.

**V KO BM**



**Digital tachograph.** The digital tachograph registers the distance travelled and vehicle speed for two drivers, and gives an automatic warning if the permissible driving time is about to be exceeded. The data recorded can be printed using an integrated printer or downloaded via the download interface. In accordance with EC regulation 3820/85, a tachograph is mandatory for the commercial use of vehicles with a gross train weight of 3.5 t upwards. All vehicles can be retrofitted with a tachograph.


**V KO BU DV CH**

## Engines, running gear and transmission.

The efficient and exceptionally reliable common rail TDI engines are now even more economical and place less burden on the environment. The 105 kW<sup>1)</sup> and 120 kW<sup>2)</sup> versions have, in addition, bi-turbo charging – for powerful acceleration, even at low engine speeds. Various running gear adjustments are available: for example, for poor road surfaces or for special bodies with a higher centre of gravity.

**Preparation for power take-offs** (not illustrated). Engines in all output categories have standard preparation for retrofitting auxiliaries. In addition, conversion kits are available for refrigerant compressors and for 14 V, 28 V and 230 V alternators.

**V KO BU DV CH BM**



**Common rail TDI engines.** The mono turbo 2.0 l TDI versions with 80 kW<sup>3)</sup> (300 Nm) or 100 kW<sup>4)</sup> (340 Nm) as well as the 2.0 l TDI 105 kW<sup>1)</sup> (340 Nm) or 120 kW<sup>2)</sup> (400 Nm) Biturbo versions are powerful, pleasantly smooth-running engines. Fuel is injected under high pressure and burnt efficiently. All vehicles are supplied as standard with a diesel particulate filter and 6-speed manual gearbox.

**Final drive ratios** (not illustrated). The choice of final drive ratio is decisive as to whether the Crafter is optimally suited to its operating conditions. Drivers who frequently travel on motorways or dual carriageways will have different requirements from those who need a vehicle for mountainous terrain. The Crafter is therefore offered with a choice of six final drive ratios ranging from 3.692:1 to 5.1:1. The higher the ratio, the better the pulling power when driving uphill or when towing a trailer. The smaller the ratio, the less strain is placed on the engine by the engine speed and consequently consumption figures are more favourable. Please refer to the technical data for information on the final drive ratios available for the individual engines. The wide choice enables you to find the ideal ratio for your Crafter.

**V KO BU DV CH**

- ☐ standard
- ☒ Delivery Van
- ☒ Bus “Hannover”
- ☐ optional extra
- ☒ Kombi
- ☒ Dropside Van (single/double cab)

- ☒ Chassis (single/double cab)
- ☒ BlueMotion

1) Crafter, 2.0 l BiTDI engine with 105 kW, fuel consumption in l/100 km: urban 11.1 to 9.9, extra-urban 8.1 to 7.6, combined 9.2 to 8.4. CO<sub>2</sub> emissions in g/km: combined 242 to 221. 2) Crafter, 2.0 l BiTDI engine with 120 kW, fuel consumption in l/100 km: urban 10.3 to 8.9, extra-urban 7.9 to 7.0, combined 8.4 to 7.7. CO<sub>2</sub> emissions in g/km: combined 221 to 203; efficiency class D to C. 3) Crafter, 2.0 l TDI engine with 80 kW, fuel consumption in l/100 km: urban 11.3 to 7.9, extra-urban 8.6 to 6.5, combined 9.4 to 7.0. CO<sub>2</sub> emissions in g/km: combined 247 to 184; efficiency class E to C. 4) Crafter, 2.0 l TDI engine with 100 kW, fuel consumption in l/100 km: urban 10.8 to 7.9, extra-urban 8.6 to 6.5, combined 9.4 to 7.0. CO<sub>2</sub> emissions in g/km: combined 247 to 184; efficiency class E to C. Please contact your local Volkswagen dealer for details of the standard equipment and optional extras applicable in your country.




Crafter with BlueMotion Technology.

The umbrella brand BlueMotionTechnologies combines all technologies and products which contribute to saving fuel and reducing pollutants such as CO<sub>2</sub> and nitrogen oxides. The start/stop system is one of the most important developments in this respect. It is the basis for the BlueMotion Technology measures and is supplemented by many other innovations such energy management and cruise control. Independent of the Crafter with BlueMotion, the start/stop system and the Long-distance package can also be ordered for all other Crafter models upon demand.



Long-distance package (not illustrated). If you have to drive on motorways every day or often cover long overland distances, you can save fuel with the Long-distance package. It includes tyres with optimised rolling resistance, a tyre pressure monitoring display, cruise control and a high final drive ratio.

V KO BU DV CH



**Start/stop system.** When the start/stop system is activated, it automatically switches off the engine when the driver brakes the vehicle to a standstill, shifts into neutral and releases the clutch. The corresponding display lights up in the instrument cluster. When the driver again operates the clutch, the system restarts the engine. The fuel and cost-saving start/stop system is combined with other innovations: the energy management system switches off consumers not in use in order to prevent breakdowns should this be necessary. Regenerative braking achieves direct fuel savings through a special battery recharging method and energy recovery during braking. With the help of this package of measures, consumption can be reduced overall by up to 0.3 l per 100 km.

V KO BU DV CH

- ☐ standard
- ☒ Delivery Van
- ☐ optional extra
- ☒ Kombi



**The Crafter with BlueMotion Technology.** The start/stop system, including energy management and regenerative braking, is supplemented by other fuel-saving measures such as long final drive ratios and cruise control. Depending on the engine version, these features can reduce consumption by as much as 0.8 l per 100 km. For instance, the Crafter with BlueMotion Technology and a 120 kW engine<sup>1)</sup> has average consumption of only 7.2 l per 100 km and, with an average of 189 g per km, significantly lower CO<sub>2</sub> emissions.

- ☒ Bus “Hannover”
- ☒ Chassis (single/double cab)
- ☒ Dropside Van (single/double cab)
- ☒ BlueMotion

Crafter BlueMotion.

Thanks to the combination of an efficient 2.0 l TDI engine with either 80 kW<sup>2)</sup> or 100 kW<sup>2)</sup> and numerous fuel-reducing technologies, the Crafter BlueMotion has an average fuel consumption from just 7.0 l per 100 km. This model was developed based on the Crafter Delivery Van with short wheelbase and normal roof. The “Timo” cloth upholstery inside the vehicle rounds off the distinctive appearance of the Crafter BlueMotion.



The **BlueMotion badge**. The “BlueMotion” lettering at the rear and on the radiator grille shows that this is a vehicle driven by a responsible and forward-thinking person.

BM



**The Crafter BlueMotion.** A comprehensive package of innovative technologies reduces the fuel consumption of the Crafter BlueMotion to an average of 7.0 l per 100 km. These include a start/stop system combined with intelligent energy management and regenerative braking (recuperation), an optimised engine control unit, low rolling resistance tyres and cruise control.

1) Crafter, 2.0 l BiTDI engine with 120 kW and BlueMotion Technology, fuel consumption in l/100 km: urban 8.5 to 7.8, extra-urban 7.5 to 6.7, combined 7.9 to 7.2. CO<sub>2</sub> emissions in g/km combined 208 to 189; efficiency class D to B. 2) Crafter BlueMotion, 2.0 l TDI engine with 80 kW and 100 kW, fuel consumption in l/100 km: urban 8.0 to 7.9, extra-urban 6.6 to 6.5, combined 7.1 to 7.0. CO<sub>2</sub> emissions in g/km: combined 187 to 184. Please contact your local Volkswagen dealer for details of the standard equipment and optional extras applicable in your country.



Safety.

The Crafter has a comprehensive safety system so that you have a reassuring feeling of safety and can be completely at ease. The cab can be equipped with up to six airbags in the front, side and head area. The high quality of workmanship and materials contributes to a high level of body stiffness on the Crafter. The optimised 16" running gear with wider track results in greater cornering stability and the adaptive Electronic Stabilisation Programme with trailer stabilisation ensures your safety when your Crafter is towing a trailer and in differing load conditions.



**Electronic anti-theft warning system.** A warning signal is triggered automatically in the event of unauthorised entry in the Crafter. The system is also available with interior monitoring as an option.

V KO BU DV CH



**Tyre pressure monitoring display.** This enables tyre pressures to be checked from the comfort of the cockpit. Should there be changes in pressure on any of the tyres, a symbol is displayed to warn the driver to check tyre pressures as soon as possible.

V KO BU DV CH



**Lashing rails.** For optimal load security, robust metal rails can be supplied for the load compartment floor (only in conjunction with wooden floor), side panels and roof frame.

V



**Lashing eyes.** The Crafter is equipped with up to twelve lashing eyes in the load compartment floor. Lashing straps can be used to safely secure your load to the lashing eyes which comply with DIN 75410-02 (Kombi) and DIN 75410-03 (Delivery Van) standards.

V KO DV BM



**Hazard warning strips.** Red/white reflective warning strips have been attached at the front and rear and – depending on the model – on the sides of the vehicle to significantly increase visibility.

May result in longer delivery periods.

V KO DV



**Load securing net.** Heavy and bulky goods are transported safely and securely with this net. It facilitates fast loading and unloading as it can be secured and released in a few easy steps thanks to an ingenious tensioning system. A size 2,800 mm x 1,250 mm net is available for medium wheelbase and a size 3,500 mm x 1,250 mm net for long wheelbase models. It complies with the requirements of the DIN EN 12195-2 standard.

May result in longer delivery periods.

V



**Anti-lock braking system (ABS).** ABS prevents complete wheel lock and therefore significantly improves the vehicle's manoeuvrability when full braking is applied.

V KO BU DV CH BM



**Adaptive Electronic Stabilisation Programme.** The electronics adapt automatically to the load status of the vehicle and take countermeasures in critical situations to prevent the vehicle breaking away.\*

V KO BU DV CH BM

**Traction control system (TCS)** (not illustrated). For the high-torque engines, the traction control system offers more comfort and safety, particularly when driving on slippery roads or surfaces with differing degrees of grip. The traction control system facilitates smooth starting and acceleration over the entire engine speed range without wheelspin or fishtailing.

V KO BU DV CH BM

**Electronic differential lock (EDL)** (not illustrated). This ensures a smooth start when driving off on surfaces with differing degrees of grip. Should a wheel start to spin, the electronic differential lock brakes the specific wheel and directs power to the wheel with better traction.

V KO BU DV CH BM

**Acoustic reversing warning system** (not illustrated). When reverse gear is engaged, an audible signal is triggered to warn pedestrians accordingly. As an option, the reversing warning can be deactivated manually.

V KO BU DV CH

**Hill start assist** (not illustrated). This prevents the Crafter rolling back on inclines and ensures good handling when driving off.


V KO BU DV CH

- ☐ standard
- ☒ Delivery Van
- ☒ Bus "Hannover"
- ☐ optional extra
- ☒ Kombi
- ☒ Dropside Van (single/double cab)

- ☒ Chassis (single/double cab)
- ☒ BlueMotion

\*The Electronic Stabilisation Programme cannot however overcome the limits set by physics. Crafter (Delivery Van, Kombi, Dropside Van), fuel consumption in l/100 km: combined, from 9.7 to 7.0. CO<sub>2</sub> emissions in g/km: combined, from 255 to 184; efficiency class E to B. Please contact your local Volkswagen dealer for details of the standard equipment and optional extras applicable in your country.





**Emergency stop signal.** In case of an emergency stop as of 50 km/h the brake lights start to flicker. If the vehicle comes to a standstill, the hazard warning lights are activated. These are switched off at a speed of 10 km/h when the journey is continued.

**V** **KO** **BU** **DV** **CH** **BM**



**Roof-mounted turn signals.** The roof-mounted rear turn signals make a significant contribution to road safety. Please bear in mind that the vehicle height is then increased by 60 mm.

**V** **KO** **BU**



**Fog lights.** They ensure optimum visibility and therefore a high level of safety in poor weather conditions. The fog lights are integrated in the bumper.

**V** **KO** **BU** **DV** **CH** **BM**



**Headlight cleaning system.** When high or low beams are switched on, the headlight lenses are cleaned every time the windscreen is washed. The tank for the washer fluid has a capacity of approx. 7 l.

**V** **KO** **BU** **DV** **CH**



**Light and rain sensor.** A photosensitive diode on the windscreen automatically regulates windscreen wiper speed – depending on the amount of rainfall – as well as the driving light control function.

**V** **KO** **BU** **DV** **CH**

## Comfort.

The cab of the Crafter features robust, high-quality, durable materials. The ergonomic driver's seat with height and angle adjustment, the steering wheel position – similar to that of a passenger car – and the dashboard-mounted joystick gear lever facilitate fatigue-free driving. Other standard features include: electric windows and central locking with radio remote control. Optional assistance systems put the finishing touches to the comfort and convenience offered by the Crafter.



**Multifunction steering wheel.** The multifunction display, mobile phone with hands-free facility, radio and radio/navigation system all have convenient operation via the rocker switches on the multifunction steering wheel.

**V** **KO** **BU** **DV** **CH**



**Cruise control.** As of a speed of approx. 30 km/h the speed required can be set and kept at a constant level at the touch of a button. The system can be deactivated by operating the lever or briefly depressing the brake pedal.

**V** **KO** **BU** **DV** **CH** **BM**



**Multifunction display.** The information supplied by the on-board computer includes the distance driven, outside temperature and average consumption. Only available in conjunction with a multifunction steering wheel.

**V** **KO** **BU** **DV** **CH**



**Gear recommendation.** Integrated in the instrument cluster, the gear recommendation shows the optimum moment in time to shift up or down and therefore helps you to drive in the most energy efficient gear.

**V** **KO** **BU** **DV** **CH** **BM**



**Reversing camera.** The reversing camera provides more safety when reversing and gives you help when parking. The lens is fitted centrally above the rear wing doors and images are transmitted to the colour monitor of the navigation system or to a monitor which can be ordered additionally as an option.

**V** **KO** **BU**



**Roof-mounted control unit.** This is fitted in the centre of the cab roof storage compartment. It has a practical pocket for spectacles and, as an option, two reading lamps.

**V** **KO** **BU** **DV** **CH** **BM**



**ParkPilot.** Ultrasonic sensors in the front and rear bumper together with warning lamps on the door mirrors and instrument panel give acoustic and visual signals to make parking easier.

**V** **KO** **BU**



**Electrically heated and adjustable door mirrors.** The door mirrors have convenient adjustment and the integrated heating function helps to quickly de-ice the mirrors on frosty days to ensure safe winter driving.

**V** **KO** **BU** **DV** **CH** **BM**



**Automatic driving light control.** Low beams are activated automatically at twilight or when driving through tunnels for even greater safety on the road.

**V** **KO** **BU** **DV** **CH**

☐ standard ☒ Delivery Van ☒ Bus “Hannover”  
☐ optional extra ☒ Kombi ☒ Dropside Van (single/double cab)

☒ Chassis (single/double cab)  
☒ BlueMotion

Crafter (Delivery Van, Kombi, Dropside Van), fuel consumption in l/100 km: combined, from 9.7 to 7.0. CO<sub>2</sub> emissions in g/km: combined, from 255 to 184; efficiency class E to B. Please contact your local Volkswagen dealer for details of the standard equipment and optional extras applicable in your country.



Air conditioning.

A number of heating and air conditioning systems are offered for the Crafter to meet the varying requirements of the driver, passengers and freight. The air conditioning systems can be combined with additional heating systems: a supplementary water heater, an auxiliary air heater and a supplementary electric air heater. Two additional air ducts are available to distribute the heated air evenly in the passenger compartment.



**Supplementary water heater (5 kW).** This additional heater, which is powered by diesel fuel, supports the vehicle’s heating system when the engine is running to reach higher temperatures faster. In conjunction with the auxiliary heating function available as an option for the supplementary water heater, it is possible to pre-heat the vehicle for up to 60 minutes prior to starting your journey. The system can be programmed via the instrument cluster or the multifunction steering wheel. Radio remote control can be supplied on request.

V KO BU DV CH

**Supplementary water heater (10 kW)** (not illustrated). Heat output can be increased to 10 kW by using a second heater which runs on diesel fuel. The load/passenger compartment can therefore be heated even at very low outside temperatures. The supplementary water heater is ideal when combined with the options of a floor-mounted air duct and second heat exchanger. If required, one of the two heaters can be used as an auxiliary heater (output of 5 kW) when the engine is switched off. The maximum pre-heating time is 60 minutes and can be programmed via the instrument cluster or multifunction steering wheel.

V KO BU



**Auxiliary air heater (2 kW/3.5 kW).** Equipped with a timer and air vents in the load/passenger compartment, the auxiliary heater has an output of 3.5 kW in the Delivery Van and Kombi, and 2 kW in the Dropside Van with double cab. A recirculating air system together with a separate fan allows rapid heating of the interior. The auxiliary air heater is ideal for vehicles that are stationary for long periods, e.g. building site and hotel shuttle vehicles, etc. On the Delivery Van and Kombi the vents are in the load/passenger compartment. On the Dropside Van with double cab, heat is distributed from the seat base in the footwell of the second row of seats. The temperature and switch-on times can be programmed via a timer. The maximum heating period that can be selected is 120 minutes.

Only available for Dropside Van with double cab. V KO BU DV

**Auxiliary air heater with supplementary water heater (5 kW)** (not illustrated). The fuel-powered auxiliary heater with timer heats the air flowing into the vehicle directly and can quickly supply heat to the load/passenger compartment via the vents. In addition to the comfort offered by the auxiliary heater, a supplementary water heater supports the vehicle’s heating system when the engine is running to ensure a pleasant temperature in the interior during the journey. This heating system is available with the option of radio remote control for the Delivery Van and Kombi.

V KO BU

**Second heat exchanger** (not illustrated). In conjunction with the supplementary water heaters it ensures optimal air flow and therefore heat distribution when the engine is running. The vents are fitted in the load/passenger compartment.

V KO BU

**Supplementary electric air heater** (not illustrated). This supplementary heater serves to optimise the heating comfort at the front of the vehicle. It ensures fast heating during the cold start phase and significantly improved de-icing of the windows.

V KO BU DV CH

**Footwell vents** (not illustrated). Warm air is conducted to the passenger compartment via a floor-mounted air duct between the single seats for the driver and front passenger, and through a footwell vent in the first row of seats.

Only available for Dropside Van with double cab. V KO BU DV CH



**“Climatic” air conditioning system.** The temperature and air flow are adjusted manually on this mechanical system. An integral dust and pollen filter helps to keep the air clean in the interior. A digital outside temperature display, which can also be ordered separately, is available with the air conditioning system. A roof-mounted air conditioning system can be supplied for the passenger compartment as an option.

V KO BU DV CH BM



**Air conditioning system for the passenger compartment.** If the Crafter is used for commercial passenger transport, the passenger compartment can also be air conditioned. The vents are in the headlining and the second evaporator is fitted on the roof in a space saving way.

V KO BU

**Seat heating.** This is integrated in the seat and backrest surfaces and can be ordered separately for the driver’s and for the front passenger’s seat. There is a choice of three heating settings when the ignition is switched on.

V KO BU DV CH

- ☐ standard
- ☒ Delivery Van
- ☒ Bus “Hannover”
- ☐ optional extra
- ☒ Kombi
- ☒ Dropside Van (single/double cab)

- ☒ Chassis (single/double cab)
- ☒ BlueMotion

Crafter (Delivery Van, Kombi, Dropside Van), fuel consumption in l/100 km: combined, from 9.7 to 7.0. CO<sub>2</sub> emissions in g/km: combined, from 255 to 184; efficiency class E to B. Please contact your local Volkswagen dealer for details of the standard equipment and optional extras applicable in your country.



Multimedia.

The wide range of radio and radio/navigation systems in the new Crafter meet almost all requirements. From the practical features of the “RCD 2001” radio system to the modern radio/navigation system with a 6-disc DVD changer and high-resolution TFT display, every multimedia system delivers excellent sound and has controls for intuitive operation.



“RCD 2001” radio system. The radio has a high-grade tuner and an MP3 compatible CD player.

V KO BU DV CH BM



“RNS 4010” radio/navigation system. This model features an MP3 compatible 6-disc DVD changer, DVD arrow navigation system, colour display, and Bluetooth hands-free equipment.

V KO BU DV CH



“RCD 3002” radio system. The RDS stereo audio system has all functions of the “RCD 2001”. In addition, it has a colour display and integrated Bluetooth hands-free equipment.

V KO BU DV CH



“RNS 5010” radio/navigation system. This system offers all functions of the “RNS 4010” plus a high-resolution TFT display and dynamic map navigation which, for example, indicates the right lane to take at motorway exits. As the system has DVD hard disk navigation with pre-installed data, a CD is not necessary to operate the navigation function. Audio data such as MP3s can be copied onto and managed by the 4 GB music register.

V KO BU DV CH

- ☐ standard
- ☒ Delivery Van
- ☒ Bus “Hannover”
- ☐ optional extra
- ☒ Kombi
- ☒ Dropside Van (single/double cab)



“RCD 4002” radio system. This has the many functions of the “RCD 3002” radio system together with an integrated MP3 compatible 6-disc CD changer.

V KO BU DV CH

- ☒ Chassis (single/double cab)
- ☒ BlueMotion

Special equipment by the Business Unit Special Vehicles.

The Crafter can, on request, be adapted to suit your specific requirements. The special equipment pictured here, such as the emergency exit, retarder brake and automatic step, can be ordered by contacting the following address:

Customer Services Special Vehicles  
+49 (0)1803 - 798 798<sup>1)</sup>  
kundenbetreuung.spezialfahrzeuge@volkswagen.de

Service hours  
Mon. – Fri. 08.00 – 20.00  
Sat. 08.00 – 14.00



Emergency exit<sup>2)</sup>. A 530 mm x 970 mm hatch made of safety glass is fitted in the roof of the passenger compartment and can easily be opened in case of an emergency. It can also be tilted at the front or back for ventilation.

May result in longer delivery periods.

V KO BU



Tarpaulin and frame. The robust frame complete with boards and a high-quality tarpaulin is available in various heights and in the colours pure white, dark orange, ultramarine blue, opal green and white aluminium. A translucent section integrated in the tarpaulin ensures that it is light enough for you to get your bearings on the load platform. You can decide whether the various parts are assembled direct or supplied together with the vehicle. The heights available, measured from the load platform are: 1,400 mm, 1,600 mm, 1,800 mm, 2,000 and 2,200 mm.

May result in longer delivery periods.

DV

1) 0.09 € per minute when calling from German landline numbers; max. 0.42 € per minute when calling from a mobile phone in Germany. 2) This illustration does not show the original. It illustrates a similar emergency exit and is merely intended as a point of reference. Crafter (Delivery Van, Kombi, Dropside Van), fuel consumption in l/100 km: combined, from 9.7 to 7.0. CO<sub>2</sub> emissions in g/km: combined, from 255 to 184; efficiency class E to B. Please contact your local Volkswagen dealer for details of the standard equipment and optional extras applicable in your country.





The **interchangeable tow bar** is designed for a trailer weight of up to 2 t. Thanks to a bayonet coupling, the tow bar can be converted from ball-type to pin-type or completely detached in just a few easy steps. It is supplied together with the vehicle. The illustration shows this feature when converted to a pin-type tow bar.

May result in longer delivery periods.

**V** **KO** **BU** **DV** **CH**



**Intercom system with microphone.** Announcements can be made during the journey using a flexible gooseneck microphone. It is connected to an amplifier and four loudspeakers fitted in the side panel trim of the passenger compartment.  
May result in longer delivery periods.

**BU**



**Electric step.** It is made of hot-dip galvanised sheet steel and is extended and retracted automatically when the sliding door is opened and closed. Size: 1,200 mm x 280 mm x 40 mm.

May result in longer delivery periods.

**V** **KO**



**Automatic front step.** The electric step is made of galvanised sheet steel and is below the front passenger door. It measures 630 mm x 310 mm x 50 mm and extends automatically when the door is opened.

May result in longer delivery periods.

**V** **KO** **BU**



**Ladder holder.** The galvanised ladder holder is designed to securely transport ladders and other long objects on the load platform of the Crafter Dropside Van. The cab is optimally protected by the bulkhead protection grille.

May result in longer delivery periods.

**DV**



**Stowage box on load platform.** The stow-age box has a volume of approx. 765 litres. Its aluminium construction with robust plastic sides affords protection from wind and weather at all times. The aluminium chequer plate lid has gas springs for easy opening and closing. The box is firmly secured to the load platform and is designed for a load capacity of up to 370 kg.

May result in longer delivery periods.

**DV**



**Retarder brake.** An additional eddy current brake is available for 3.5 and 5.0 t models. It relieves strain on the disc brakes when driving down steep slopes and lowers the risk of overheating. Safe, controlled descents are therefore possible even when driving with a full load. When needed, the retarder brake can be activated by using the brake lever.

May result in longer delivery periods.

**V** **KO** **CH**



**Aluminium grid floor system with wheelchair ramp.** The anti-slip aluminium floor has grid rails and an integrated ramp for wheelchairs. The ramp has a damper and two handles so that it can easily be folded and unfolded by one person. The rail system makes the interior extremely versatile: up to two wheelchairs or three optional single seats can be fitted per row of seats. This provides space for up to six single seats in the passenger compartment. After installation, they can be adjusted longitudinally.

May result in longer delivery periods.

**KO**

☐ standard

☒ Delivery Van

☒ Bus "Hannover"

☒ Chassis (single/double cab)

☐ optional extra

☒ Kombi

☒ Dropside Van (single/double cab)

☒ BlueMotion



Volkswagen Genuine Accessories.

The Crafter is a reliable all-rounder that leaves nothing to be desired. However, if you would like a few extras, Volkswagen Genuine Accessories offers many additional equipment options. These are developed in close cooperation with our Development and Design Department and are available only at your Volkswagen Commercial Vehicles dealer – to ensure top quality and a good fit.



**Telescopic ladder.** The light, robust aluminium ladder can be unfolded into a lean-to ladder thanks to its bolt-release mechanism. After use, the ladder can be safely secured to the side panel using the bracket supplied with it.

V KO



**Basic carrier.** The three carrier bars mounted on the C rails are made of aluminium and galvanised sheet steel. The system has theft-deterrent fasteners and a maximum carrying capacity of 300 kg (normal roof) or 150 kg (high roof).

V KO



**Ladder holder.** Ladders can be transported conveniently and safely on the roof with the ladder holder. The adjustable holder is easy to use, and easy to fit on the basic carrier or on a luggage basket.

V KO




**Angle brackets.** Long items can be transported on the roof with the help of individually adjustable angle brackets made of fully galvanised steel strips. Height without basic carrier: 180 mm.

V KO



**Truck sun visor.** The acrylic glass visor offers protection from bright sunlight, reduces glare and therefore assures more safety. It is approved for a maximum speed of 130 km/h and is not available for models with marker lights on the roof. It also gives the Crafter a more striking and impressive appearance.

V KO DV



**Load securing set.** The silver-grey hard-top case contains ratchet and securing straps, edge protection tubing and non-slip mats. It is supplied with a brochure giving advice on how to secure loads and gives practical examples for the Crafter. A load distribution plan shows how you can easily determine the load's centre of gravity prior to every journey and fulfil legal requirements for load security.

V KO DV



**Wind and rain deflector.** This helps reduce road spray and annoying wind noise when the windows are slightly open. When the sun shines from the side, the deflector also protects against glare. It has an exact fit and can be mounted easily without drilling or adhesives. It comes as a two-piece set consisting of one wind deflector each for the side windows on the left and right.

V KO DV



**“Soboflex®” safety flooring.** The non-slip surface is resistant to abrasion, oil, petrol and most chemicals, and is absolutely waterproof. Integrated lashing rails and claw nuts for the shelving system make it ideal for extra accessories and assure the safe transport of goods.

V



**Tension rods.** These can easily be fixed between the roof pillar lashing rails, which can be ordered separately, and the lashing rails integrated in the safety flooring. Subsequently the load can be secured with lashing straps and effectively stabilised in the centre aisle. Transverse tension rods are also available as a convenient transport option and as load compartment dividers.

V

- ☐

standard
- ☒

Delivery Van
- ☒

Bus “Hannover”
- ☒

Chassis (single/double cab)

☐

optional extra

☒

Kombi

☒

Dropside Van (single/double cab)

☒








BlueMotion










Seat configurations.

Please take a seat. The Crafter Kombi can be fitted with up to nine<sup>1)</sup>, and the “Hannover” Bus with as many as 19 comfortable seats as an option – to suit your individual re-quirements. Each seat is equipped with a 3-point seat belt and a 4-way head restraint<sup>2)</sup> as a matter of course, and there is still ample space for luggage.








Kombi. Short wheelbase.

2 seats	3 seats	4 seats <sup>3)</sup>	5 seats <sup>3)</sup>	6 seats <sup>3)</sup>	7 seats <sup>3)</sup>	8 seats
						
2,600 mm <sup>4)</sup>	2,600 mm	1,650 mm	1,650 mm	800 mm	800 mm	800 mm



Kombi. Medium wheelbase.

2 seats	3 seats	4 seats <sup>3)</sup>	5 seats <sup>3)</sup>	6 seats <sup>3)</sup>	7 seats <sup>3)</sup>	8 seats
						
3,265 mm	3,265 mm	2,320 mm	2,320 mm	1,460 mm	1,460 mm	1,460 mm

Kombi. Long wheelbase.

2 seats	3 seats	4 seats <sup>3)</sup>	5 seats <sup>3)</sup>	6 seats <sup>3)</sup>	7 seats <sup>3)</sup>	8 seats <sup>3)</sup>
						
4,300 mm	4,300 mm	3,350 mm	3,350 mm	2,500 mm	2,500 mm	2, 500 mm

Kombi. Short wheelbase.

9 seats				“Hannover” Bus. Medium wheelbase.		
						
	800 mm					

Kombi. Medium wheelbase.

8 seats	9 seats			“Hannover” Bus. Long wheelbase.		
						
600 mm	600 mm	1,460 mm				

Kombi. Long wheelbase.

8 seats	9 seats				16+1 seats	19+1 seats
						
1,640 mm	1,640 mm	1,640 mm			800 mm	

Only a selection of seat configurations is shown on this page. Your Volkswagen dealer will be pleased to advise you concerning other possible combinations. 1) The number of seats is restricted to seven on the Crafter Kombi with a GVW of 3t. 2) Not available for the “Hannover” Bus. 3) Also available with 2-seater front passenger bench seat. The number of seats is increased by one accordingly. 4) Gives the distance between the last row of seats and the tailgate. Crafter (Delivery Van, Kombi, Dropside Van), fuel consumption in l/100 km: combined, from 9.7 to 7.0. CO<sub>2</sub> emissions in g/km: combined, from 255 to 184; efficiency class E to B. Please contact your local Volkswagen dealer for details of the standard equipment and optional extras applicable in your country.



Paint finishes.

The paint finish is applied in several layers to give your Volkswagen commercial vehicle optimum protection against mechanical and chemical influences, and corrosion – so that you always leave a brilliant impression.



Candy White

**solid paint**

**B4B4**

V


KO

BU

DV

CH

BM



Spanish Red

**solid paint**

**H9H9**

V

KO

BU

DV

CH

BM



Oxide Silver

**metallic paint**

**Q5Q5**

V

KO

BU

DV

CH

BM



Mistral Blue

**pearl effect paint**

**2E2E**

V

KO

BU

DV

CH

BM



Tornado Red

**solid paint**

**G2G2**

V

KO

BU

DV

CH

BM



Bright Orange

**solid paint**

**E3E3**

V

KO

BU

DV

CH

BM



Spectral Yellow

**solid paint**

**1X1X**

V

KO

BU

DV

CH

BM



Lime

**solid paint**

**W5W5**

V

KO

BU

DV

CH

BM

Seat upholstery.

High-quality, robust materials and skilled workmanship are essential in the manufacture of hard-wearing seat upholstery. The colours and patterns for the upholstery are painstakingly matched to the interior trim and paint finishes.



Tasamo

Anthracite/  
Anthracite

**cloth upholstery**

**RE**

V

KO

BU

DV

CH



Timo

Grey/Anthracite

**cloth upholstery**

**RF**

V

KO

BU

DV

CH

BM



Frisian Green

**solid paint**

**X8X8**

V

KO

BU

DV

CH

BM



Sea Green

**solid paint**

**5U5U**

V

KO

BU

DV

CH

BM



Runner\*

Classic Grey/  
Classic Grey

**robust cloth**


**upholstery for cab**

**RD**

V

DV

CH



Textile Rhombus

Anthracite

**leatherette**

**upholstery**

**MF**

V

KO

BU

DV

CH

BM



Steel Blue

**solid paint**

**B6B6**

V

KO

BU

DV

CH

BM



India Blue

**solid paint**

**F3F3**

V

KO

BU

DV

CH

BM

- standard

V

Delivery Van

BU

Bus “Hannover”

CH

Chassis (single/double cab)

optional extra

KO

Kombi

DV

Dropside Van (single/double cab)





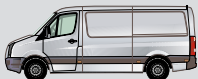


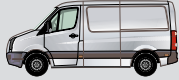


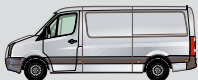








BM

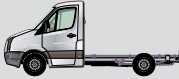


















BlueMotion

\*Only for the Crafter Dropside Van and Chassis when combined with single cab; and for the first row of seats in the Crafter Delivery Van. The illustrations on these pages can only be regarded as a general guide as the printing process cannot render the colours with absolute accuracy. The upholstery illustration on the left shows the centre seat panel, and the illustration on the right shows the seat sides. Crafter (Delivery Van, Kombi, Dropside Van), fuel consumption in l/100 km: combined, from 9.7 to 7.0. CO<sub>2</sub> emissions in g/km: combined, from 255 to 184; efficiency class E to B. Please contact your local Volkswagen dealer for details of the standard equipment and optional extras applicable in your country.



Model range.

		Passenger cars		Trucks	
Model/ gross vehicle weight (kg)	Wheel- base (mm)	Kombi and Kombi with BlueMotion Technology, with normal roof	Kombi and Kombi with BlueMotion Technology, with high roof	Delivery Van, Delivery Van BlueMotion* and Delivery Van with BlueMotion Technology, with normal roof	Delivery Van and Delivery Van with BlueMotion Technology, with high roof
<b>Crafter 30/ 3,190 for cars 3,000 for trucks</b>	3,250	payload 1,214 kg 		payload 1,096 – 681 kg 	
	3,665	payload 1,185 kg 	payload 1,149 kg 	payload 1,028 – 681 kg 	payload 992 – 681 kg 
<b>Crafter 35/ 3,500</b>	3,250	payload 1,524 kg 		payload 1,583 – 1,015 kg 	
	3,665	payload 1,472 kg 	payload 1,436 kg 	payload 1,515 – 926 kg 	payload 1,479 – 890 kg 
	4,325		payload 1,281 kg 		payload 1,345 – 728 kg 
	4,325 with over- hang				payload 1,293 – 681 kg 
	3,665			payload 2,735 – 2,046 kg 	payload 2,699 – 2,010 kg 
	4,325				payload 2,533 – 1,816 kg 
<b>Crafter 50/ 5,000</b>	4,325 with over- hang				payload 2,486 – 1,741 kg 

Delivery Van and Delivery Van with BlueMotion Technology, with super-high roof	Chassis and Chassis with BlueMotion Technology, with single cab	Chassis and Chassis with BlueMotion Technology, with double cab	Dropside Van and Dropside Van with BlueMotion Technology, with single cab	Dropside Van and Dropside Van with BlueMotion Technology, with double cab
	payload 1,349 – 934 kg 	payload 1,151 – 808 kg 	payload 1,151 – 736 kg 	payload 993 – 650 kg 
	payload 1,332 – 916 kg 	payload 1,129 – 840 kg 	payload 1,102 – 686 kg 	payload 939 – 650 kg 
	payload 1,836 – 1,421 kg 	payload 1,638 – 1,223 kg 	payload 1,638 – 1,223 kg 	payload 1,480 – 1,065 kg 
payload 1,443 – 854 kg 	payload 1,819 – 1,403 kg 	payload 1,616 – 1,200 kg 	payload 1,589 – 1,173 kg 	payload 1,426 – 1,010 kg 
payload 1,318 – 701 kg 	payload 1,789 – 1,371 kg 	payload 1,588 – 1,170 kg 	payload 1,510 – 1,092 kg 	payload 1,355 – 937 kg 
payload 1,265 – 681 kg 				
payload 2,663 – 1,974 kg 	payload 3,094 – 2,578 kg 	payload 2,873 – 2,367 kg 	payload 2,793 – 2,277 kg 	payload 2,642 – 2,136 kg 
payload 2,506 – 1,789 kg 	payload 3,056 – 2,538 kg 	payload 2,859 – 2,424 kg 	payload 2,709 – 2,191 kg 	payload 2,566 – 2,131 kg 
payload 2,458 – 1,713 kg 				

\*Only for Crafter 30 with short wheelbase.  
Equipment features can result in an increase/decrease in the unladen weight and consequently affect the payload. Please contact your local Volkswagen dealer for the appropriate information. The payload ranges illustrated here have been established bearing in mind equipment that can be selected or omitted, and other features which do not belong to the standard scope of delivery or standard specifications. A vehicle's actual payload, which results from calculating the difference between the gross vehicle weight and the unladen weight, can only be determined by weighing the individual vehicle. Further vehicle data as well as information on the availability of individual combinations of gross vehicle weight, engine, gearbox and body versions are given in the price list and technical data, and on the Internet site: [www.volkswagen-commercial-vehicles.com](http://www.volkswagen-commercial-vehicles.com).



Fuel consumption and CO<sub>2</sub> emissions for models with EEV exhaust emission standard<sup>1)</sup>  
(stricter than EURO V).

Diesel engines with manual gearbox	Fuel tank capacity approx. 75 l	2.0 l TDI (80 kW/300 Nm)		
Crafter 30/35 Delivery Van				
Final drive ratio		3.923:1	4.182:1 <sup>3)</sup>	4.364:1
Fuel consumption, l/100 km <sup>2)</sup> :	with manual gearbox:	6-speed	6-speed	6-speed
– Crafter	urban	9.4 – 9.4	10.1 – 10.6	10.8 – 11.3
	extra-urban	7.7 – 8.1	7.8 – 7.9	8.1 – 8.3
	combined	8.3 – 8.6	8.6 – 8.9	9.1 – 9.4
– Crafter with start/stop system <sup>4)</sup>	urban	–	9.6 – 10.0	10.3 – 10.7
	extra-urban	–	7.6 – 7.9	7.9 – 8.1
	combined	–	8.3 – 8.6	8.8 – 9.1
– Crafter with BlueMotion Technology	urban	8.6 – 8.9	–	–
	extra-urban	7.7 – 7.9	–	–
	combined	8.0 – 8.3	–	–
CO <sub>2</sub> emission combined, g/km <sup>2)</sup> :	with manual gearbox:			
– Crafter		218 – 226	226 – 234	239 – 247
– Crafter with start/stop system <sup>4)</sup>		–	218 – 227	231 – 239
– Crafter with BlueMotion Technology		210 – 218	–	–

2.0 l BiTDI (105 kW/340 Nm)			2.0 l BiTDI (120 kW/400 Nm)		
3.923:1	4.182:1 <sup>3)</sup>	4.364:1	3.692:1	3.923:1 <sup>3)</sup>	4.182:1
6-speed	6-speed	6-speed	6-speed	6-speed	6-speed
9.2 – 9.2	9.9 – 10.2	10.6 – 11.1	8.9 – 9.0	9.2 – 9.2	9.9 – 10.2
7.5 – 7.9	7.6 – 7.8	7.9 – 8.1	7.3 – 7.7	7.5 – 7.9	7.6 – 7.8
8.1 – 8.4	8.4 – 8.7	8.9 – 9.2	7.9 – 8.2	8.1 – 8.4	8.4 – 8.7
–	9.2 – 9.5	10.1 – 10.5	–	8.7 – 8.7	9.2 – 9.5
–	7.5 – 7.8	7.7 – 8.1	–	7.3 – 7.7	7.5 – 7.8
–	8.1 – 8.4	8.6 – 8.9	–	7.8 – 8.1	8.1 – 8.4
8.7 – 8.7	–	–	8.2 – 8.5	–	–
7.3 – 7.7	–	–	7.3 – 7.5	–	–
7.8 – 8.1	–	–	7.6 – 7.9	–	–
213 – 221	221 – 229	234 – 242	208 – 216	213 – 221	221 – 229
–	213 – 221	226 – 234	–	205 – 213	213 – 221
205 – 213	–	–	200 – 208	–	–

1) “Enhanced Environmentally Friendly Vehicle”, the figures established are below the limits set by the EURO V exhaust emission standard.    2) The fuel consumption and emission figures have been established in accordance with the measuring method stipulated (ECE-R 101). When determining CO<sub>2</sub> emissions in accordance with directive 1999/94/EC, the CO<sub>2</sub> emissions incurred during the production and supply process of the fuel or other energy sources are not taken into account. These figures do not refer to a particular vehicle and do not constitute part of the offer but are purely for comparison purposes between the various types of vehicle. In addition to the fuel efficiency of a car, driving behaviour as well as other non-technical factors play a role in determining a car's fuel consumption and CO<sub>2</sub> emissions. CO<sub>2</sub> is the main greenhouse gas responsible for global warming. Note in accordance with the version of directive 1999/94/EC currently valid: further information on the official fuel consumption and official specific CO<sub>2</sub> emissions of new passenger cars is given in a guide containing data on fuel consumption, CO<sub>2</sub> emissions and power consumption for new passenger car models. It is available free of charge at every point of sale in the European Union or, for prospective buyers in Germany, at DAT Deutsche Automobil Treuhand GmbH, Hellmuth-Hirth-Strasse 1, 73760 Ostfildern, and under www.dat.de. Efficiency classes evaluate vehicles on the basis of CO<sub>2</sub> emissions, taking into account the vehicle's unladen weight. Vehicles corresponding with the average are given a D rating. A+, A, B or C ratings are given to vehicles which are better than the present-day average, and E, F or G to those below this average.    3) Standard final drive ratio.    4) Start/stop system is available as an optional extra.



Fuel consumption and CO<sub>2</sub> emissions for models with EEV exhaust emission standard<sup>1)</sup>  
(stricter than EURO V).

Diesel engines with manual gearbox	Fuel tank capacity approx. 75 l	2.0 l TDI (80 kW/300 Nm)		
Crafter 30/35 Dropside Van				
Final drive ratio		4.182:1	4.364:1 <sup>3)</sup>	4.727:1
Fuel consumption, l/100 km <sup>2)</sup> :	with manual gearbox:	6-speed	6-speed	6-speed
– Crafter	urban	10.4 – 10.6	10.3 – 11.3	11.5
	extra-urban	6.9 – 7.9	7.8 – 8.3	8.7
	combined	8.2 – 8.9	8.7 – 9.4	9.7
– Crafter with start/stop system <sup>4)</sup>	urban	–	9.8 – 10.7	11.0
	extra-urban	–	7.7 – 8.1	8.5
	combined	–	8.4 – 9.1	9.4
– Crafter with BlueMotion Technology	urban	9.4 – 10.0	–	–
	extra-urban	7.0 – 7.9	–	–
	combined	7.9 – 8.6	–	–
CO <sub>2</sub> emission combined, g/km <sup>2)</sup> :	with manual gearbox:			
– Crafter		216 – 234	229 – 247	255
– Crafter with start/stop system <sup>4)</sup>		–	221 – 239	247
– Crafter with BlueMotion Technology		208 – 227	–	–

2.0 l BiTDI (105 kW/340 Nm)			2.0 l BiTDI (120 kW/400 Nm)		
4.182:1	4.364:1 <sup>3)</sup>	4.727:1	3.692:1	3.923:1 <sup>3)</sup>	4.182:1
6-speed	6-speed	6-speed	6-speed	6-speed	6-speed
9.5 – 10.2	10.1 – 11.1	11.5	8.6 – 9.0	9.0 – 9.2	9.5 – 10.2
7.2 – 7.8	7.6 – 8.1	8.7	6.9 – 7.7	7.0 – 7.9	7.2 – 7.8
8.0 – 8.7	8.5 – 9.2	9.7	7.5 – 8.2	7.7 – 8.4	8.0 – 8.7
–	9.6 – 10.5	11.0	–	8.6 – 8.7	8.9 – 9.5
–	7.5 – 8.1	8.5	–	6.8 – 7.7	7.0 – 7.8
–	8.2 – 8.9	9.4	–	7.4 – 8.1	7.7 – 8.4
8.9 – 9.5	–	–	7.8 – 8.5	–	–
7.0 – 7.8	–	–	6.9 – 7.5	–	–
7.7 – 8.4	–	–	7.2 – 7.9	–	–
210 – 229	224 – 242	255	197 – 216	203 – 221	210 – 229
–	216 – 234	247	–	195 – 213	203 – 221
203 – 221	–	–	189 – 208	–	–

1) “Enhanced Environmentally Friendly Vehicle”, the figures established are below the limits set by the EURO V exhaust emission standard.    2) The fuel consumption and emission figures have been established in accordance with the measuring method stipulated (ECE-R 101). When determining CO<sub>2</sub> emissions in accordance with directive 1999/94/EC, the CO<sub>2</sub> emissions incurred during the production and supply process of the fuel or other energy sources are not taken into account. These figures do not refer to a particular vehicle and do not constitute part of the offer but are purely for comparison purposes between the various types of vehicle. In addition to the fuel efficiency of a car, driving behaviour as well as other non-technical factors play a role in determining a car’s fuel consumption and CO<sub>2</sub> emissions. CO<sub>2</sub> is the main greenhouse gas responsible for global warming.    3) Standard final drive ratio.  
4) Start/stop system is available as an optional extra.



Fuel consumption and CO<sub>2</sub> emissions for models with Euro 5 exhaust emission standard.

Diesel engines with manual gearbox	Fuel tank capacity approx. 75 l	2.0 l TDI (80 kW/300 Nm)
Crafter 30 Delivery Van BlueMotion (with short wheelbase and normal roof)		
Final drive ratio		3.923:1
Fuel consumption, l/100 km <sup>1)</sup> :	with manual gearbox:	6-speed
	urban	7.9 – 8.0
	extra-urban	6.5 – 6.6
	combined	7.0 – 7.1
CO <sub>2</sub> emission combined, g/km <sup>1)</sup> :	with manual gearbox:	184 – 187

Crafter 30/35 Delivery Van (only vehicles with an unladen weight, including conversions, of up to and including 2,815 kg)				
Final drive ratio		3.923:1	4.182:1 <sup>2)</sup>	4.364:1
Fuel consumption, l/100 km <sup>1)</sup> :	with manual gearbox:	6-speed	6-speed	6-speed
– Crafter	urban	9.1 – 9.4	10.1 – 10.7	10.5 – 10.8
	extra-urban	7.9 – 8.1	7.8 – 7.9	8.4 – 8.6
	combined	8.3 – 8.6	8.6 – 8.9	9.1 – 9.4
– Crafter with start/stop system <sup>3)</sup>	urban	–	9.6 – 10.0	10.0 – 10.3
	extra-urban	–	7.6 – 7.7	8.2 – 8.4
	combined	–	8.3 – 8.6	8.8 – 9.1
– Crafter with BlueMotion Technology	urban	8.6 – 8.9	–	–
	extra-urban	7.7 – 7.9	–	–
	combined	8.0 – 8.3	–	–
CO <sub>2</sub> emission combined, g/km <sup>1)</sup> :	with manual gearbox:			
– Crafter		218 – 226	226 – 234	239 – 247
– Crafter with start/stop system <sup>3)</sup>		–	218 – 226	231 – 239
– Crafter with BlueMotion Technology		210 – 218	–	–

2.0 l TDI (100 kW/340 Nm)	2.0 l BiTDI (120 kW/400 Nm)
3.923:1	
6-speed	
7.9 – 8.0	
6.5 – 6.6	
7.0 – 7.1	
184 – 187	

3.923:1	4.182:1 <sup>2)</sup>	4.364:1	3.692:1	3.923:1 <sup>2)</sup>	4.182:1
6-speed	6-speed	6-speed	6-speed	6-speed	6-speed
9.1 – 9.4	10.1 – 10.7	10.5 – 10.8	8.7 – 9.0	9.0 – 9.2	9.9 – 10.3
7.9 – 8.1	7.8 – 7.9	8.4 – 8.6	7.5 – 7.7	7.6 – 7.9	7.6 – 7.8
8.3 – 8.6	8.6 – 8.9	9.1 – 9.4	7.9 – 8.2	8.1 – 8.4	8.4 – 8.7
–	9.6 – 10.0	10.0 – 10.3	–	8.4 – 8.7	9.4 – 9.6
–	7.6 – 7.7	8.2 – 8.4	–	7.5 – 7.7	7.4 – 7.7
–	8.3 – 8.6	8.8 – 9.1	–	7.8 – 8.1	8.1 – 8.4
8.6 – 8.9	–	–	8.2 – 8.5	–	–
7.7 – 7.9	–	–	7.3 – 7.5	–	–
8.0 – 8.3	–	–	7.6 – 7.9	–	–
218 – 226	226 – 234	239 – 247	208 – 216	213 – 221	221 – 229
–	218 – 226	231 – 239	–	205 – 213	213 – 221
210 – 218	–	–	199 – 208	–	–

1) The fuel consumption and emission figures have been established in accordance with the measuring method stipulated (the version of EC regulation 715/2007 currently valid). When determining CO<sub>2</sub> emissions in accordance with directive 1999/94/EC, the CO<sub>2</sub> emissions incurred during the production and supply process of the fuel or other energy sources are not taken into account. These figures do not refer to a particular vehicle and do not constitute part of the offer but are purely for comparison purposes between the various types of vehicle. In addition to the fuel efficiency of a car, driving behaviour as well as other non-technical factors play a role in determining a car's fuel consumption and CO<sub>2</sub> emissions. CO<sub>2</sub> is the main greenhouse gas responsible for global warming. 2) Standard final drive ratio. 3) Start/stop system is available as an optional extra.



Fuel consumption, CO<sub>2</sub> emissions and efficiency classes for models with Euro 5 exhaust emission standard.

Diesel engines with manual gearbox	Fuel tank capacity approx. 75 l	2.0 l TDI (80 kW/300 Nm)		
Crafter 30/35 Kombi				
Final drive ratio		3.923:1	4.182:1 <sup>2)</sup>	4.364:1
Fuel consumption, l/100 km <sup>1)</sup> :	with manual gearbox:	6-speed	6-speed	6-speed
– Crafter	urban	9.0	9.9	10.2
	extra-urban	7.3	7.2	7.9
	combined	7.9	8.2	8.7
– Crafter with start/stop system <sup>3)</sup>	urban	–	9.4	9.7
	extra-urban	–	7.0	7.7
	combined	–	7.9	8.4
– Crafter with BlueMotion Technology	urban	8.3	–	–
	extra-urban	7.1	–	–
	combined	7.6	–	–
CO <sub>2</sub> emissions combined, g/km <sup>1)</sup> :	with manual gearbox:			
– Crafter		208	216	229
– Crafter with start/stop system <sup>3)</sup>		–	208	221
– Crafter with BlueMotion Technology		199	–	–
Efficiency class <sup>1)</sup> :	with manual gearbox:			
– Crafter with normal roof, short wheelbase/medium wheelbase/–		D/D/–	E/D/–	E/E/–
– Crafter with normal roof and BlueMotion Technology, short wheelbase/medium wheelbase/–		D/D/–	D/D/–	E/E/–
– Crafter with high roof, –/medium wheelbase/long wheelbase (long wheelbase only for Crafter 35)		–/D/C	–/D/D	–/E/D
– Crafter with high roof and BlueMotion Technology, –/medium wheelbase/long wheelbase (long wheelbase only for Crafter 35)		–/C/C	–/D/C	–/E/D

2.0 l TDI (100 kW/340 Nm)			2.0 l BiTDI (120 kW/400 Nm)	
3.923:1	4.182:1 <sup>2)</sup>	4.364:1	3.692:1	3.923:1 <sup>2)</sup>
6-speed	6-speed	6-speed	6-speed	6-speed
9.0	9.9	10.2	8.5	8.9
7.3	7.2	7.9	6.9	7.0
7.9	8.2	8.7	7.5	7.7
–	9.4	9.7	–	8.3
–	7.0	7.7	–	6.9
–	7.9	8.4	–	7.4
8.3	–	–	8.0	–
7.1	–	–	6.7	–
7.6	–	–	7.2	–
208	216	229	197	203
–	208	221	–	195
199	–	–	189	–
D/D/–	E/D/–	E/E/–	D/D/–	D/D/–
D/D/–	D/D/–	E/E/–	C/C/–	D/C/–
–/D/C	–/D/D	–/E/D	–/C/C	–/D/C
–/C/C	–/D/C	–/E/D	–/C/B	–/C/C

1) The figures listed have been established in accordance with the measuring method stipulated (the version of § 2 Nos. 5, 6, 6a Pkw-EnVKV currently valid). When determining CO<sub>2</sub> emissions in accordance with directive 1999/94/EC, the CO<sub>2</sub> emissions incurred during the production and supply process of the fuel or other energy sources are not taken into account. These figures do not refer to a particular vehicle and do not constitute part of the offer but are purely for comparison purposes between the various types of vehicle. In addition to the fuel efficiency of a car, driving behaviour as well as other non-technical factors play a role in determining a car's fuel consumption and CO<sub>2</sub> emissions. CO<sub>2</sub> is the main greenhouse gas responsible for global warming. Note in accordance with the version of directive 1999/94/EC currently valid: further information on the official fuel consumption and official specific CO<sub>2</sub> emissions of new passenger cars is given in a guide containing data on fuel consumption, CO<sub>2</sub> emissions and power consumption for new passenger car models. It is available free of charge at every point of sale in the European Union or, for prospective buyers in Germany, at DAT Deutsche Automobil Treuhand GmbH, Hellmuth-Hirth-Strasse 1, 73760 Ostfildern, and under [www.dat.de](http://www.dat.de). Efficiency classes evaluate vehicles on the basis of CO<sub>2</sub> emissions, taking into account the vehicle's unladen weight. Vehicles corresponding with the average are given a D rating. A+, A, B or C ratings are given to vehicles which are better than the present-day average, and E, F or G to those below this average. 2) Standard final drive ratio. 3) Start/stop system is available as an optional extra.



Fuel consumption and CO<sub>2</sub> emissions for models with Euro 5 exhaust emission standard.

Diesel engines with manual gearbox	Fuel tank capacity approx. 75 l	2.0 l TDI (80 kW/300 Nm)		
Crafter 30/35 Dropside Van (only vehicles with an unladen weight, including special bodies, of up to and including 2,815 kg)				
Final drive ratio		4.182:1	4.364:1 <sup>2)</sup>	4.727:1
Fuel consumption, l/100 km <sup>1)</sup> :	with manual gearbox:	6-speed	6-speed	6-speed
– Crafter	urban	9.8 – 10.7	10.2 – 10.8	11.5
	extra-urban	7.3 – 7.9	7.9 – 8.6	8.7
	combined	8.2 – 8.9	8.7 – 9.4	9.7
– Crafter with start/stop system <sup>3)</sup>	urban	–	9.7 – 10.3	11.0
	extra-urban	–	7.7 – 8.4	8.5
	combined	–	8.4 – 9.1	9.4
– Crafter with BlueMotion Technology	urban	9.5 – 10.0	–	–
	extra-urban	7.1 – 7.7	–	–
	combined	7.9 – 8.6	–	–
CO <sub>2</sub> emission combined, g/km <sup>1)</sup> :	with manual gearbox:			
– Crafter		216 – 234	229 – 247	255
– Crafter with start/stop system <sup>3)</sup>		–	221 – 239	247
– Crafter with BlueMotion Technology		208 – 226	–	–

2.0 l TDI (100 kW/340 Nm)			2.0 l BiTDI (120 kW/400 Nm)		
4.182:1	4.364:1 <sup>2)</sup>	4.727:1	3.692:1	3.923:1 <sup>2)</sup>	4.182:1
6-speed	6-speed	6-speed	6-speed	6-speed	6-speed
9.8 – 10.7	10.2 – 10.8	11.5	8.4 – 9.0	8.8 – 9.2	9.6 – 10.3
7.3 – 7.9	7.9 – 8.6	8.7	7.0 – 7.7	7.1 – 7.9	7.1 – 7.8
8.2 – 8.9	8.7 – 9.4	9.7	7.5 – 8.2	7.7 – 8.4	8.0 – 8.7
–	9.7 – 10.3	11.0	–	8.2 – 8.7	9.2 – 9.6
–	7.7 – 8.4	8.5	–	7.0 – 7.7	6.8 – 7.7
–	8.4 – 9.1	9.4	–	7.4 – 8.1	7.7 – 8.4
9.5 – 10.0	–	–	7.8 – 8.5	–	–
7.1 – 7.7	–	–	6.8 – 7.5	–	–
7.9 – 8.6	–	–	7.2 – 7.9	–	–
216– 234	229 – 247	255	197– 216	203– 221	210– 229
–	221 – 239	247	–	195– 213	203– 221
208– 226	–	–	189– 208	–	–

1) The fuel consumption and emission figures have been established in accordance with the measuring method stipulated (the version of EC regulation 715/2007 currently valid). When determining CO<sub>2</sub> emissions in accordance with directive 1999/94/EC, the CO<sub>2</sub> emissions incurred during the production and supply process of the fuel or other energy sources are not taken into account. These figures do not refer to a particular vehicle and do not constitute part of the offer but are purely for comparison purposes between the various types of vehicle. In addition to the fuel efficiency of a car, driving behaviour as well as other non-technical factors play a role in determining a car's fuel consumption and CO<sub>2</sub> emissions. CO<sub>2</sub> is the main greenhouse gas responsible for global warming. 2) Standard final drive ratio. 3) Start/stop system is available as an optional extra.



Fuel consumption and CO<sub>2</sub> emissions for models with EEV exhaust emission standard<sup>1)</sup> (stricter than EURO V).

Diesel engine with Shiftmatic	Fuel tank capacity approx. 75 l	2.5 l BlueTDI (100 kW/330 Nm)	
Crafter 30/35 Delivery Van			
Final drive ratio		4.182:1 <sup>3)</sup>	4.364:1
Fuel consumption, l/100 km <sup>2)</sup> :	with Shiftmatic:	6-speed	6-speed
– Crafter	urban	10.3	10.6
	extra-urban	8.5	8.7
	combined	9.1	9.4
CO <sub>2</sub> emission combined, g/km <sup>2)</sup> :	with Shiftmatic:		
– Crafter		240	247

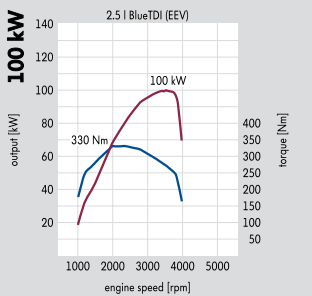
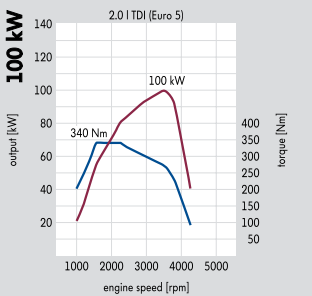
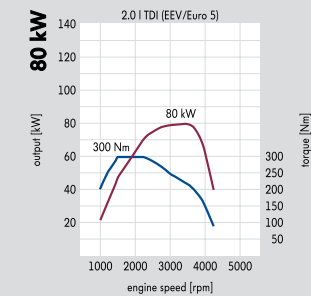
Diesel engine with Shiftmatic	Fuel tank capacity approx. 75 l	2.5 l BlueTDI (100 kW/330 Nm)	
Crafter 30/35 Dropside Van (except for double cab with short wheelbase)			
Final drive ratio		4.364:1 <sup>3)</sup>	4.727:1
Fuel consumption, l/100 km <sup>2)</sup> :	with Shiftmatic:	6-speed	6-speed
– Crafter	urban	10.6	10.9
	extra-urban	8.7	8.9
	combined	9.4	9.6
CO <sub>2</sub> emission combined, g/km <sup>2)</sup> :	with Shiftmatic:		
– Crafter		247	253

1) “Enhanced Environmentally Friendly Vehicle”, the figures established are below the limits set by the EURO V exhaust emission standard.    2) The fuel consumption and emission figures have been established in accordance with the measuring method stipulated (ECE-R 101). When determining CO<sub>2</sub> emissions in accordance with directive 1999/94/EC, the CO<sub>2</sub> emissions incurred during the production and supply process of the fuel or other energy sources are not taken into account. These figures do not refer to a particular vehicle and do not constitute part of the offer but are purely for comparison purposes between the various types of vehicle. In addition to the fuel efficiency of a car, driving behaviour as well as other non-technical factors play a role in determining a car's fuel consumption and CO<sub>2</sub> emissions. CO<sub>2</sub> is the main greenhouse gas responsible for global warming.    3) Standard final drive ratio.

Engines.

Diesel engines	2.0 l TDI engine (80 kW)	2.0 l TDI engine (100 kW)
mixture preparation/injection method	common rail direct injection	common rail direct injection
No. of cylinders	4	4
cubic capacity, cm <sup>3</sup>	1,968	1,968
output, kW at rpm	80 at 3,500	100 at 3,500
torque, max., Nm/rpm	300/1,500 – 2,250	340/1,575 – 2,250
EU exhaust emission ruling	EEV <sup>1)</sup> in accordance with directive 2005/55/EC, version 2008/74/EC or with EC regulation 715/2007 Euro 5 <sup>2)</sup>	in accordance with EC regulation 715/2007 Euro 5 <sup>2)</sup>
diesel particulate filter (DPF)	standard	standard
6-speed manual gearbox	standard	standard
rear-wheel drive	standard	standard
type of fuel	diesel, in accordance with DIN EN 590	diesel, in accordance with DIN EN 590

Diesel engines	2.5 l BlueTDI engine (100 kW) <sup>3)</sup>
mixture preparation/injection method	common rail direct injection
No. of cylinders	5
cubic capacity, cm <sup>3</sup>	2,461
output, kW at rpm	100 at 3,500
torque, max., Nm/rpm	330/2,000
EU exhaust emission ruling	EEV <sup>1)</sup> in accordance with directive 2005/55/EC, version 2008/74/EC
diesel particulate filter (DPF)	standard
6-speed Shiftmatic	standard
rear-wheel drive	standard
type of fuel	diesel, in accordance with DIN EN 590

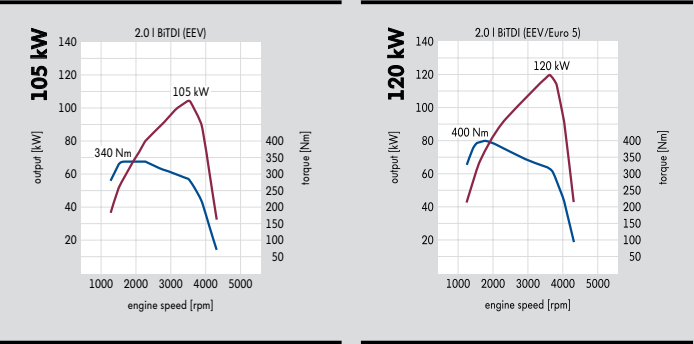


1) “Enhanced Environmentally Friendly Vehicle”, the figures established are below the limits set by the EURO V exhaust emission standard.    2) Taxation is in accordance with the code numbers laid down by the German Federal Motor Transport Authority.    3) Not available for Crafter Kombi or Crafter Chassis/Dropside Van with double cab and short wheelbase.



Engines.

Diesel engines	2.0 l BiTDI engine (105 kW)	2.0 l BiTDI engine (120 kW)
mixture preparation/injection method	BiTurbo common rail direct injection	BiTurbo common rail direct injection
No. of cylinders	4	4
cubic capacity, cm <sup>3</sup>	1,968	1,968
output, kW at rpm	105 at 3,500	120 at 3,600
torque, max., Nm/rpm	340/1,575 – 2,250	400/1,800
EU exhaust emission ruling	EEV <sup>1)</sup> in accordance with directive 2005/55/EC, version 2008/74/EC	EEV <sup>1)</sup> in accordance with directive 2005/55/EC, version 2008/74/EC or with EC regulation 715/2007 Euro 5 <sup>2)</sup>
diesel particulate filter (DPF)	standard	standard
6-speed manual gearbox	standard	standard
rear-wheel drive	standard	standard
type of fuel	diesel, in accordance with DIN EN 590	diesel, in accordance with DIN EN 590



1) “Enhanced Environmentally Friendly Vehicle”, the figures established are below the limits set by the EURO V exhaust emission standard. 2) Taxation is in accordance with the code numbers laid down by the German Federal Motor Transport Authority.

General information.

Take-back and recycling of end of life vehicles

Volkswagen meets the challenges of modern society and takes them into consideration in all new products of the Volkswagen brand. This naturally also applies to protection of the environment and resources. All new Volkswagen can therefore be recycled in an environment-friendly way and, subject to fulfilment of legal prerequisites, can be returned free of charge. You can obtain further details of this from your local Volkswagen Commercial Vehicles dealer, on our Internet website [www.volkswagen-commercial-vehicles.com](http://www.volkswagen-commercial-vehicles.com) and under the telephone number 0800 – Volkswagen (0800 – 86 55 79 24 36) which is free of charge in the Federal Republic of Germany.

DSG®, 4MOTION®, BlueMotion® and TDI® are registered marks of Volkswagen AG and other companies in the Volkswagen Group in Germany and in other countries. The fact that a mark is not shown with an ® sign in this document cannot be interpreted to mean that this mark is not a registered mark and/or that this mark could be used without prior approval in writing from Volkswagen AG.

Some of the vehicles shown are equipped with options at extra charge. Decoration contained in the illustrations is not included in the standard specification.

Please also bear in mind that when ordering some of the options and special equipment: it may be compulsory for them to be combined with certain other features; it may be the case that they cannot be combined with one another; and that they may be subject to certain legal requirements. Volkswagen expressly disclaims all liability in connection with the misuse of these equipment features. Some of the optional extras and special equipment (e.g. Business Unit for Special Vehicles) may result in longer delivery periods for the vehicle. Only the Volkswagen ordering systems placed at your disposal are applicable in respect of accuracy and completeness of the data.

The standard and optional equipment cannot be shown in full in this brochure.

Quality guaranteed

In addition to the statutory warranty, you receive a 2-year Volkswagen warranty for all new Volkswagen vehicles, a 3-year paint warranty, and a 12-year warranty against rusting through. All details of the Volkswagen warranty and of the Volkswagen paint warranty apply solely to vehicles of the Volkswagen brand in accordance with the current range of vehicles offered for the Federal Republic of Germany, and which are issued with a service booklet from Volkswagen AG for the German market.

The data given here on specifications, equipment, appearance, technical data and operating costs of the vehicles is based on the features of the German market and is in accordance with the information available at the time of going to print. Your local Volkswagen Commercial Vehicles dealer will be pleased to give you details of the differences in your specific country. Subject to change without notice.



# The Crafter

265.1192.13.18 · Printed in Germany

Subject to change without notice

Issue: May 2012

[www.volkswagen-commercial-vehicles.com](http://www.volkswagen-commercial-vehicles.com)